

SOLANO COUNTY WATER AGENCY



BOARD OF DIRECTORS MEETING

BOARD OF DIRECTORS:

Chair:

Mayor Ronald Kott
City of Rio Vista

Vice Chair:

Director Sean Favero
Main Prairie Water District

Mayor Steve Young
City of Benicia

Mayor Steve Bird
City of Dixon

Mayor Catherine Moy
City of Fairfield

Director Dale Crossley
Reclamation District No. 2068

Supervisor Erin Hannigan
Solano County District 1

Supervisor Monica Brown
Solano County District 2

Supervisor Wanda Williams
Solano County District 3

Supervisor John Vasquez
Solano County District 4

Supervisor Mitch Mashburn
Solano County District 5

Director J.D. Kluge
Solano Irrigation District

Mayor Alma Hernandez
City of Suisun City

Mayor John Carli
City of Vacaville

Mayor Robert McConnell
City of Vallejo

INTERIM GENERAL MANAGER:

Chris Lee
Solano County Water Agency

DATE: Thursday, April 13, 2023

TIME: 6:30 P.M.

PLACE: Berryessa Room
Solano County Water Agency Office
810 Vaca Valley Parkway, Suite 203
Vacaville, CA 95688

Remote participation available under AB 2449:

Please review insert after agenda regarding AB 2449.

Zoom Information:

<https://us02web.zoom.us/j/83191863504?pwd=UWhPZEVVbHU1bzRTWEliQkhFRGJjQT09>

Meeting ID: 831 9186 3504/Passcode: 932913

One tap mobile: +16694449171,,83191863504#,,,,*932913#

Dial by your location: +1 669 444 9171 US

1. **CALL TO ORDER**
2. **AB 2449 STATEMENT**
3. **PLEDGE OF ALLEGIANCE**
4. **APPROVAL OF AGENDA**
5. **PUBLIC COMMENT**

If you wish to make a Public Comment, please contact the Secretary at:

clee@scwa2.com to expedite the process, thank you. Public Comments may still be made during the meeting without prior notice.

6. **CONSENT ITEMS** (estimated time: 5 minutes)

(A) **Minutes**: Approval of the Minutes of the Board of Directors meeting of March 9, 2023.

(B) **Expenditure Approvals**: Approval of the March 2023 checking account register.

810 Vaca Valley Parkway, Suite 203
Vacaville, California 95688
Phone (707) 451-6090 • FAX (707) 451-6099
www.scwa2.com



- (C) Quarterly Financial Reports: Approve the Income Statement and Balance Sheet of March 2023.
- (D) Approve Amended Memorandum of Understanding for Westside Integrated Regional Water Management Plan: Authorize Chairman to sign amended Memorandum of Understanding for Westside Integrated Regional Water Management Plan.

7. **BOARD MEMBER REPORTS** *(estimated time: 5 minutes)*

RECOMMENDATION: For information only.

8. **GENERAL MANAGER'S REPORT** *(estimated time: 5 minutes)*

RECOMMENDATION: For information only.

9. **SOLANO WATER ADVISORY COMMISSION REPORT** *(estimated time: 5 minutes)*

RECOMMENDATION: For information only.

10. **GENERAL MANAGER APPOINTMENT** *(estimated time: 5 minutes)*

RECOMMENDATION: Approve agreement for appointment of General Manager Services.

11. **AUTHORIZATION FOR INTERIM GENERAL MANAGER TO HIRE FEDERAL LOBBYIST FOR A TIME AND MATERIALS AGREEMENT**

RECOMMENDATIONS:

1. Receive staff report.
2. Authorize Interim General Manager to hire federal lobbyist for a time and materials agreement.

12. **WATER SUPPLY PORTFOLIO**

RECOMMENDATION: For information only.

13. **LEGISLATIVE UPDATES** *(estimated time: 15 minutes)*

RECOMMENDATIONS:

1. Hear report from Committee Chair on activities of the SCWA Legislative Committee.
2. Hear report from Bob Reeb of Reeb Government Relations, LLC.

14. **WATER POLICY UPDATES** *(estimated time: 10 minutes)*

RECOMMENDATIONS:

1. Hear report from staff on current and emerging Delta and Water Policy issues and provide direction.
2. Hear status report from Committee Chair on activities of the SCWA Water Policy Committee.
3. Hear report from Supervisors Vasquez and Mashburn on activities of the Delta Counties Coalition, Delta Protection Commission, and Delta Conservancy.
4. Hear report from Elizabeth Patterson on activities of the North Bay Watershed Association.

15. **CLOSED SESSION**

Conference with Real Property Negotiations (§ 54956.8)

Property: Assessor Parcel Numbers, 0042-150-030, 0042-150-160, 0042-150-280, and 0042-170-190, 0042-170-200, 0042-170-100, 0042-170-220, 0042-170-230, 0042-090-070

Agency Negotiation: Chris Lee

Negotiating Parties: Flannery Associates, LLC

Under Negotiation: Exchange/Acquisition/Lot-line Adjustment

16. **TIME AND PLACE OF NEXT MEETING**

Thursday, May 11, 2023, at 6:30 p.m. at the SCWA offices.

The Full Board of Directors packet with background materials for each agenda item can be viewed on the Agency's website at <https://www.scwa2.com/governance/board-meetings-agendas-minutes/>

Any materials related to items on this agenda distributed to the Board of Directors of Solano County Water Agency less than 72 hours before the public meeting are available for public inspection at the Agency's offices located at the following address: 810 Vaca Valley Parkway, Suite 203, Vacaville, CA 95688. Upon request, these materials may be made available in an alternative format to persons with disabilities.

AB 2449 Provides Remote Options for Public Agencies

Despite the end of the COVID-19 pandemic, public agencies still have options available to them if they need to exercise remote participation for members of their legislative bodies. AB 2449 provides that if a quorum of the legislative body participates in person, a member of a legislative body may participate remotely so long as the member provides prompt notice and the need for remote participation falls under one of the statutorily defined exceptions. The member does not need to identify their location nor ensure it is accessible to the public.

Members of legislative bodies can use AB 2449 to participate remotely if there is “just cause” or if “emergency circumstances” exist. “Just cause” is defined as any of the following:

- Providing childcare or caregiving of a parent, grandparent, grandchild, sibling, spouse, or domestic partner that requires the member to participate remotely.
- A contagious illness that prevents attendance in person.
- Tending to a need related to a physical or mental disability.
- Travelling for business of the legislative body or another state or local agency.

“Emergency circumstances” are defined as follows:

- A physical or family medical emergency that prevents a member of a legislative body from attending in person.

Notice Must be Provided to Utilize AB 2449’s Provisions

In order to utilize the provisions of AB 2449, members of a legislative body must inform their public agency at the earliest possible opportunity of their need to participate remotely, which can include before the start of the meeting. The member must also provide a general description of the circumstances that require remote participation. In the case of emergency circumstances, the member must actually request that the legislative body allow them to participate remotely and the legislative body has to take action on this request.

Any member participating remotely because of just cause or emergency circumstances must publicly disclose at the meeting before any action is taken, whether any other individuals 18 years of age or older are present in the room at the remote location with the member, and the general nature of the member’s relationship with any such individuals.

Members and Public Must have Option to Participate in Meetings both Audibly and Visually

When a member participates remotely, he/she must utilize both audio and visual capabilities to effectuate compliance with the statute. Therefore, members of public agencies cannot use a call in only option to attend meetings, they must be on camera. Additionally, the legislative body is responsible for ensuring that the public can also participate in meetings remotely. This includes providing a way for the public to remotely hear, visually observe, and remotely address the legislative body. Furthermore, members of the public can no longer be required to submit their comments prior to the meeting but instead must be allowed to give comments in real time.

CONSENT ITEMS

**SOLANO COUNTY WATER AGENCY
BOARD OF DIRECTORS MEETING MINUTES
MEETING DATE: March 9, 2023**

The Solano County Water Agency Board of Directors met this evening in the Board Room located at the Water Agency office in Vacaville. Attending were:

Mayor Steve Young, City of Benicia
Mayor Steve Bird, City of Dixon
Mayor Ronald Kott, City of Rio Vista
Mayor Alma Hernandez, City of Suisun City
Mayor John Carli, City of Vacaville
Mayor Robert McConnell, City of Vallejo
Supervisor Erin Hannigan, Solano County District 1
Supervisor Monica Brown, Solano County District 2
Supervisor Wanda Williams, Solano County District 3
Supervisor Mitch Mashburn, Solano County District 5
Director Ryan Mahoney, Maine Prairie Water District
Director Dale Crossley, Reclamation District 2068
Director J.D Kluge, Solano Irrigation District

CALL TO ORDER

The meeting was called to order by Chair Kott at 6:30 pm.

APPROVAL OF AGENDA

On a motion by Supervisor Mashburn and a second by Director Hannigan the Board unanimously approved - by roll call vote - the agenda.

PUBLIC COMMENT

There was no public comment.

CONSENT ITEMS

On a motion by Mayor Hernandez and a second by Supervisor Williams the Board approved-by roll call vote-the following consent items:

- (A) Minutes
- (B) Expenditure Approvals

Director Mahoney abstained.

BOARD MEMBER REPORTS

Mayor Young made a request to add a future agenda item to discuss Water Agency support for the replacement of transmission lines from the NBA Cordelia Forebay to the cities of Benicia and Vallejo. Supervisor Williams requested the establishment of an onboarding process for new Board Members to understand the roles and responsibilities of the Water Agency.

INTERIM GENERAL MANAGERS REPORT

Interim General Manager Chris Lee provided a brief update to the Board on the upcoming storms and the importance of safety and being prepared.

SOLANO WATER ADVISORY COMMISSION REPORT

Mr. Kyle Ochendusko, Public Works Director for the City of Benicia and Chair of the Solano Water Advisory Commission (SWAC) provided a brief update to the Board on water supply. The SWAC and Water Agency staff have had to get into the finer details of SWP water accounting. There are very stark differences in water accounting interpretations between DWR and the Water Agency, with significant costs associated with these differences. The SWP is now in a situation where Carryover Water will be reduced to zero, and Solano agencies will lose their ability to monetize these water savings. The Board had some discussion on the existing water transfer policy. The existing policy requires agencies to first check internally with Solano agencies, before water is transferred out of Solano County.

Mayor Steve Bird arrived at 6:42pm.

LOWER PUTAH CREEK COORDINATING COMMITTEE UPDATE

Streamkeeper Max Stevenson gave a brief update on Lower Putah Creek Coordinating Committee (LPCCC) activities with a focus on the current UC Davis – Nishikawa Project. The Nishikawa Salmonid Restoration Project is located off Pedrick Road and consists of reconfiguring the creek channel to increase the active floodplain from 2-acres to almost 30-acres. The project will reduce open water pools, increase the area of active floodplains, improve channel sinuosity, and add native vegetation. The Water Agency has good experience with these types of projects, as the Winters Putah Creek Nature Park was very similar, resulting in almost 1-mile of restored creek channel in downtown Winters. The Nishikawa Project is grant funded with in-kind support from Water Agency staff. Construction is planned for Summer 2024.

CONTRACT AMENDMENT WITH AG INNOVATIONS FOR CONTINUATION OF STAKEHOLDER ENGAGEMENT SUPPORT FOR PUTAH CREEK WATER MANAGEMENT

Interim General Manager Chris Lee provided a brief overview of riparian water use along Putah Creek and the importance of working with diverters to protect the creek as well as the Water Agency. Ag Innovations was brought in as a facilitator between landowners and the Water Agency. The goal is to work through a collaborative and iterative process with riparian users to prevent flow violations on the creek, while also preventing excess water being sent down the creek. The process is expected to take at least 2 years. Simultaneously, the Water Agency is also working with MBK Engineers to review existing water rights and documentation along Putah Creek. On a motion by Supervisor Brown and a second by Supervisor Williams, the Board unanimously approved by roll call vote:

Authorize Interim General Manager to execute \$50,000 contract amendment with Ag Innovations for continuing Stakeholder Engagement Support for Putah Creek Water Management.

REVIEW RETIREE HEALTH CARE PLAN ACTUARIAL VALUATION FROM FOSTER & FOSTER

Interim General Manager Chris Lee explained that after the Board approved the two retiree health care plan resolutions, CalPERS requested re-approval with the actuarial tables to be included. Mr. Lee then introduced Mr. Pryor, an actuary with Foster & Foster to provide an overview of the Actuarial Valuation. Mr. Pryor explained that the current retirement benefit is fixed, while the proposed change is tied to 80% of the Kaiser Family Plan. The new benefit also includes a surviving spouse, a requirement by CalPERS. The prior benefit did not have a vesting period, while the new benefit requires a minimum of 10 years with full benefits at 20 years. For current liabilities, the program is currently overfunded and the new benefit would require additional funding, but the Water Agency would still be in an overfunded position. As the Water Agency staff transitions from Classic to PEPPRA members, the overall costs will begin to decline over time. Furthermore, when employees reach 65, the healthcare premiums drop significantly as a result of Medicare.

On a motion by Supervisor Hannigan and second by Supervisor Mashburn, the Board approved by roll call vote:

1. Review Retiree Health Care Plan June 30, 2022 Actuarial Valuation from Foster & Foster.
2. Reapprove CalPERS change Resolution 2023-01 for current Water Agency staff.

3. Reapprove CalPERS vesting Resolution 2023-02 for all future Water Agency staff.

LEGISLATIVE UPDATES

Bob Reeb of Reeb Government Relations provided an update on current agency support and legislative activities to the Board. Mr. Reeb is working with Water Agency staff to look for grant funding for Lower Putah Creek to address significant fish passage issues. Mr. Reeb has been working behind the scenes with DWR and DFW on several funding opportunities. With regards to active legislation, there are three bills including AB 460 that would greatly expand the power of the SWRCB. There are significant concerns with AB 460 as it would upend existing water rights and place a significant burden on water right licensees. Mr. Reeb is working with several other entities including ACWA, the Farm Bureau, California Municipal Utilities Association, and others which appear to be coalescing around an oppose position. A second related bill, AB 1337 would allow the SWRCB to directly enforce the public trust doctrine with little to no transparency and allow the SWRCB to impose water conservation orders and curtail water if the orders are not met. The third bill, SB 389 places the argument that existing water rights are based on past genocide and discrimination and need to be redone, posing significant risk to current water rights holders which provides the foundation for both urban and agricultural retailers. On other legislation, AB 345 would give DWR clear authority to provide advanced payment to local authorities to fund habitat restoration, flood control, and other multi-benefit projects which has been a major hardship for Reclamation Districts. For other activities, there is interest in a resources bond for March 2024, with several bills looking at issuing general obligation bonds. The Board also had some questions on WOTUS, which Mr. Reeb was able to provide some background on how the regulations grow and contract depending on which federal administration is controlling.

WATER POLICY UPDATES

For the Water Policy Committee, several ad hoc committees have been formed to discuss WOTUS and coordination with Napa County on the invasive species program for Lake Berryessa. There were no updates on activities of the Delta Counties Coalition, Delta Protection Commission, and Delta Conservancy. Elizabeth Patterson provided an update on the North Bay Watershed Association, with a focus on grant funding opportunities. On the federal side, there is over \$55-billion available for water infrastructure and \$50-billion for water system resiliency as part of the Infrastructure Investment and Jobs Act. The funding for resiliency is broad, so agencies will want to think creatively. Federal agencies include USBR, EPA, USDA, FEMA, USDOE, USFS, and USFWS. For state funding over 41% of grants are for the water and environment. There is \$8.6-billion for drought and water supplies. To be successful for grants, agencies will want to plan 4-5 years ahead, identify funding programs, understand timing, and estimate competitiveness of the grants.

CLOSED SESSION

Closed Session pursuant to Gov. Code § 54957, Public Employee Appointment, General Manager.

The Board moved into Closed Session at 7:59 pm and returned to Open Session at 8:07 pm. Chair Kott reported that the Board had agreed to the contract terms for the current Interim General Manager to enter into an agreement for General Manager Services.

TIME AND PLACE OF NEXT MEETING

Thursday, April 13, 2023, at 6:30pm. at the SCWA offices.

ADJOURNMENT

The meeting of the Solano County Water Agency Board of Directors was adjourned at 8:08 pm.

Chris Lee
Interim General Manager & Secretary
to the Solano County Water Agency

ACTION OF
SOLANO COUNTY WATER AGENCY

DATE: April 13, 2023

SUBJECT: Expenditures Approval

RECOMMENDATIONS:

Approve expenditures from the Water Agency checking accounts for March 2023.

FINANCIAL IMPACT:

All expenditures are within previously approved budget amounts.

BACKGROUND:

The Water Agency auditor has recommended that the Board of Directors approve all expenditures (in arrears). Attached is a summary of expenditures from the Water Agency's checking accounts for March 2023. Additional backup information is available upon request.

Recommended: _____
Chris Lee, Interim General Manager

<input type="checkbox"/>	Approved as Recommended	<input type="checkbox"/>	Other (see below)	<input type="checkbox"/>	Continued on next page
--------------------------	----------------------------	--------------------------	----------------------	--------------------------	---------------------------

Modification to Recommendation and/or other actions:

I, Chris Lee, Interim General Manager and Secretary to the Solano County Water Agency, do hereby certify that the foregoing action was regularly introduced, passed, and adopted by said Board of Directors at a regular meeting thereof held on April 13, 2023, by the following vote:

Ayes:

Noes:

Abstain:

Absent:

Chris Lee
Interim General Manager &
Secretary to the Solano County Water Agency

SOLANO COUNTY WATER AGENCY
Cash Disbursements Journal
 For the Period From Mar 1, 2023 to Mar 31, 2023

Filter Criteria includes: Report order is by Check Number. Report is printed in Detail Format.

Date	Check #	Account ID	Line Description	Debit Amount	Credit Amount
3/30/23	38929V	2020SC	Invoice: FEB 2023 BOD MTG		103.28
		1020SC	JOHN CARLI	103.28	
3/30/23	38934V	2020SC	Invoice: FEB 2023 BOD MTG		119.65
		1020SC	ALMA HERNANDEZ	119.65	
3/1/23	39000	2020SC	Invoice: 114121	25,458.03	
		1020SC	ADVANCED TELEMETRY SYSTEMS, INC.		25,458.03
3/7/23	39001	2020SC	Invoice: 15183	105.00	
		2020SC	Invoice: 15185	105.00	
		2020SC	Invoice: 15182	105.00	
		1020SC	ZACHARIAH WILKERSON		315.00
3/7/23	39002	2020SC	Invoice: 0699022	2,341.55	
		1020SC	ACWA JOINT POWERS INSURANCE AUTHORITY		2,341.55
3/7/23	39003	2020SC	Invoice: 4187186	741.56	
		1020SC	AMERICAN TOWER CORPORATION		741.56
3/7/23	39004	2020SC	Invoice: SG00559	1,158.00	
		1020SC	BSK ASSOCIATES		1,158.00
3/7/23	39005	2020SC	Invoice: SPOP2P202306	2,500.00	
		1020SC	CALIFORNIA WATER EFFICIENCY PARTNERSHIP		2,500.00
3/7/23	39006	2020SC	Invoice: 30005664	816.67	
		1020SC	CANON FINANCIAL SERVICES, INC.		816.67
3/7/23	39007	2020SC	Invoice: 5783534-0001	1,391.00	
		1020SC	NORCAL RENTAL GROUP, LLC		1,391.00
3/7/23	39008	2020SC	Invoice: DEC0218-FC	45.27	
		2020SC	Invoice: CL45622	1,497.51	
		1020SC	INTERSTATE OIL COMPANY		1,542.78
3/7/23	39009	2020SC	Invoice: PRECON-#02	12,721.95	
		2020SC	Invoice: 1	442,285.57	
		1020SC	LANDMARK CONSTRUCTION		455,007.52
3/7/23	39010	2020SC	Invoice: 186954	19,978.75	
		2020SC	Invoice: 187009	42,349.37	
		1020SC	LSA ASSOCIATES, INC.		62,328.12
3/7/23	39011	2020SC	Invoice: 349441	34.97	
		2020SC	Invoice: 173474	77.82	
		2020SC	Invoice: 174082	69.32	
		2020SC	Invoice: 350139	12.27	
		2020SC	Invoice: 350417	64.33	
		2020SC	Invoice: 350506	56.42	
		2020SC	Invoice: 350468	53.59	
		2020SC	Invoice: 350538	154.40	
		2020SC	Invoice: 350607	21.43	
		2020SC	Invoice: 175820	77.30	
		2020SC	Invoice: 350687	75.03	
		2020SC	Invoice: 350694	12.86	
		2020SC	Invoice: 350807	15.63	
		2020SC	Invoice: 50891	43.94	
		2020SC	Invoice: 350898	106.27	
		2020SC	Invoice: 350930	31.28	
		2020SC	Invoice: 350941	122.19	

SOLANO COUNTY WATER AGENCY
Cash Disbursements Journal
For the Period From Mar 1, 2023 to Mar 31, 2023

Filter Criteria includes: Report order is by Check Number. Report is printed in Detail Format.

Date	Check #	Account ID	Line Description	Debit Amount	Credit Amount
		2020SC	Invoice: 351006	36.24	
		2020SC	Invoice: 176602	53.60	
		2020SC	Invoice: 351038	13.93	
		2020SC	Invoice: 351070	65.58	
		2020SC	Invoice: 351044	30.01	
		2020SC	Invoice: 351133	24.85	
		2020SC	Invoice: 351256	57.89	
		2020SC	Invoice: 351283	137.69	
		2020SC	Invoice: 351321	5.02	
		2020SC	Invoice: 351301	8.14	
		2020SC	Invoice: 351295	10.71	
		2020SC	Invoice: 351375	29.91	
		2020SC	Invoice: 351345	1.92	
		2020SC	Invoice: 351358	103.24	
		2020SC	Invoice: FINANCE CHG 12.25.22	0.55	
		2020SC	Invoice: FINANCE CHG 11.25.22	36.68	
		2020SC	Invoice: 351691	24.76	
		1020SC	PACIFIC ACE HARDWARE		1,669.77
3/7/23	39012	2020SC	Invoice: 1/20/23-2/20/23	76.54	
		1020SC	PACIFIC GAS & ELECTRIC CO,		76.54
3/7/23	39013	2020SC	Invoice: 23-8	2,458.89	
		1020SC	PUTAH CREEK COUNCIL		2,458.89
3/7/23	39014	2020U	Invoice: 7562	18,786.00	
		1020SC	RESOURCE MANAGEMENT ASSOCIATES		18,786.00
3/7/23	39015	2020SC	Invoice: 1161402	805.97	
		1020SC	SHELDON		805.97
3/7/23	39016	2020SC	Invoice: 1882	47,829.94	
		2020SC	Invoice: 1930	6,407.06	
		1020SC	SOLANO RESOURCE CONSERVATION DISTRICT		54,237.00
3/7/23	39017	2020SC	Invoice: EXP REIM FEB 2023	130.04	
		1020SC	JONATHAN TAVENIER		130.04
3/7/23	39018	2020SC	Invoice: 343	1,151.08	
		2020SC	Invoice: 342	1,624.12	
		2020SC	Invoice: 344	1,104.91	
		2020SC	Invoice: 346	2,475.00	
		2020SC	Invoice: 347	1,600.00	
		2020SC	Invoice: 345	150.00	
		2020SC	Invoice: 348	50.00	
		1020SC	KATHLEEN A SALMUNOVICH		8,155.11
3/7/23	39019	2020SC	Invoice: SALVATORE BILOTTI	1,092.00	
		1020SC	SALVATORE BILOTTI		1,092.00
3/7/23	39020	2020SC	Invoice: DORSETTA CAGLE	877.50	
		1020SC	DORSETTA CAGLE		877.50
3/7/23	39021	2020SC	Invoice: PETER CIRISCIOLI	1,033.50	
		1020SC	PETER CIRISCIOLI		1,033.50
3/7/23	39022	2020SC	Invoice: CAROLYNN MARTIN	1,093.50	
		1020SC	CAROLYNN MARTIN		1,093.50
3/7/23	39023	2020SC	Invoice: RICHARD COMBS	1,500.00	
		1020SC	RICHARD COMBS		1,500.00

SOLANO COUNTY WATER AGENCY
Cash Disbursements Journal
 For the Period From Mar 1, 2023 to Mar 31, 2023

Filter Criteria includes: Report order is by Check Number. Report is printed in Detail Format.

Date	Check #	Account ID	Line Description	Debit Amount	Credit Amount
3/7/23	39024	2020SC	Invoice: BEVERLY DE	1,162.50	
		1020SC	CHAVEZ DE BEVERLY DE CHAVEZ DE LOS REYES		1,162.50
3/7/23	39025	2020SC	Invoice: GENE EKENSTAM	50.00	
		1020SC	GENE EKENSTAM		50.00
3/7/23	39026	2020SC	Invoice: MARIO FLORES	1,500.00	
		1020SC	JR. MARIO FLORES JR.		1,500.00
3/7/23	39027	2020SC	Invoice: ANA FONTOURA	1,000.00	
		1020SC	ANA FONTOURA		1,000.00
3/7/23	39028	2020SC	Invoice: NICHOLAS	795.00	
		1020SC	FOWLER NICHOLAS FOWLER		795.00
3/7/23	39029	2020SC	Invoice: CORY HAYNES1	100.00	
		1020SC	CORY HAYNES		100.00
3/7/23	39030	2020SC	Invoice: KELLEY HEWSON	748.89	
		1020SC	KELLEY HEWSON		748.89
3/7/23	39031	2020SC	Invoice: BRANDON	100.00	
		1020SC	HILTMAN BRANDON HILTMAN		100.00
3/7/23	39032	2020SC	Invoice: JOHN MCGUIRE	1,186.50	
		1020SC	JOHN MCGUIRE		1,186.50
3/7/23	39033	2020SC	Invoice: MAUREEN	1,500.00	
		1020SC	MCLAUGHLIN MAUREEN MCLAUGHLIN		1,500.00
3/7/23	39034	2020SC	Invoice: KAJAL PRIYA	765.00	
		1020SC	MUNGUIA KAJAL PRIYA MUNGUIA		765.00
3/7/23	39035	2020SC	Invoice: MICHELLE	1,500.00	
		1020SC	WALKER MICHELLE WALKER		1,500.00
3/7/23	39036	2020SC	Invoice: LINDA NEWMAN1	783.00	
		1020SC	LINDA NEWMAN		783.00
3/7/23	39037	2020SC	Invoice: DENISE ONETO	454.50	
		1020SC	DENISE ONETO		454.50
3/7/23	39038	2020SC	Invoice: OMAR OTHMAN	100.00	
		1020SC	OMAR OTHMAN		100.00
3/7/23	39039	2020SC	Invoice: KATHLEEN	1,137.60	
		1020SC	PARINI KATHLEEN PARINI		1,137.60
3/7/23	39040	2020SC	Invoice: LEN	1,500.00	
		1020SC	PARR-MORLEY LENA PARR-MORLEY		1,500.00
3/7/23	39041	2020SC	Invoice: KRISTINE	1,500.00	
		1020SC	PASSALACQUA KRISTINE PASSALACQUA		1,500.00
3/7/23	39042	2020SC	Invoice: RONALD ROWLEY	1,500.00	
		1020SC	RONALD ROWLEY		1,500.00
3/14/23	39042V	2020SC	Invoice: RONALD ROWLEY	1,500.00	
		1020SC	RONALD ROWLEY	1,500.00	

SOLANO COUNTY WATER AGENCY
Cash Disbursements Journal
 For the Period From Mar 1, 2023 to Mar 31, 2023

Filter Criteria includes: Report order is by Check Number. Report is printed in Detail Format.

Date	Check #	Account ID	Line Description	Debit Amount	Credit Amount
3/7/23	39043	2020SC 1020SC	Invoice: ROBERT ROZETT ROBERT ROZETT	100.00	100.00
3/7/23	39044	2020SC 1020SC	Invoice: VIPADA THOMPSON VIPADA THOMPSON	100.00	100.00
3/7/23	39045	2020SC 1020SC	Invoice: KELLEY TIGER KELLEY TIGER	1,495.50	1,495.50
3/7/23	39046	2020SC 1020SC	Invoice: JUANITA VAZQUEZ JUANITA VAZQUEZ	1,500.00	1,500.00
3/7/23	39047	2020SC 1020SC	Invoice: 20750-13 REGENTS OF THE UNIVERSITY OF CA	21,487.99	21,487.99
3/7/23	39048	2020SC 2020SC 1020SC	Invoice: N-12 Invoice: PSC-11 VICTOR PAUL CLAASSEN	807.50 6,405.00	7,212.50
3/7/23	39049	2020SC 2020SC 1020SC	Invoice: 22753 BSS MT Invoice: 22754 AFG MT WILDLAND HYDROLOGY INC.	150.00 300.00	450.00
3/7/23	39050	2020SC 1020SC	Invoice: 166464 WOOD RODGERS, INC.	6,578.84	6,578.84
3/7/23	39051	2020SC 1020SC	Invoice: 38 YOLO COUNTY RCD	4,790.00	4,790.00
3/7/23	39052	2020SC 1020SC	Invoice: 13003 GWYNNE CROSEY	3,450.00	3,450.00
3/7/23	39053	2020SC 1020SC	Invoice: 3313 AG INNOVATIONS	12,187.00	12,187.00
3/7/23	39054	2020SC 1020SC	Invoice: FEB 2023 JAMES B. DEROSE	6,020.82	6,020.82
3/7/23	39055	2020SC 1020SC	Invoice: 5458 EYASCO, INC.	38,095.00	38,095.00
3/7/23	39056	2020SC 1020SC	Invoice: 0228232306 SHANDAM INC.	19,575.00	19,575.00
3/14/23	39057	2020SC 1020SC	Invoice: 15197 ZACHARIAH WILKERSON	16,696.00	16,696.00
3/14/23	39058	2020SC 1020SC	Invoice: 202302 BELIA MARTINEZ	640.00	640.00
3/14/23	39059	2020SC 2020SC 1020SC	Invoice: 638977-8 Invoice: 638806-6 ALPHA MEDIA LLC	3,000.00 1,500.00	4,500.00
3/14/23	39060	2020SC 1020SC	Invoice: 91053195 BUREAU OF RECLAMATION	114,316.00	114,316.00
3/14/23	39061	2020SC 2020SC 2020SC 2020SC 2020SC 2020SC 2020SC 1020SC	Invoice: 5128634866 Invoice: 5132536064 Invoice: 5135940754 Invoice: 5139215722 Invoice: 5139215790 Invoice: 5143245486 Invoice: 5147514652 CINTAS CORPORATION	45.24 152.30 7.68 122.48 231.56 27.85 155.19	742.30
3/14/23	39062	2020SC	Invoice: 1920961 ¹³	40.00	

SOLANO COUNTY WATER AGENCY
Cash Disbursements Journal
 For the Period From Mar 1, 2023 to Mar 31, 2023

Filter Criteria includes: Report order is by Check Number. Report is printed in Detail Format.

Date	Check #	Account ID	Line Description	Debit Amount	Credit Amount
		1020SC	COUNTY OF YOLO		40.00
3/14/23	39063	2020SC	Invoice: 5833464-0001	1,777.26	
		1020SC	NORCAL RENTAL GROUP, LLC		1,777.26
3/14/23	39064	2020SC	Invoice: 23-199-U	408,889.92	
		1020SC	DEPARTMENT OF WATER RESOURCES		408,889.92
3/14/23	39065	2020SC	Invoice: 244214	718.75	
		2020SC	Invoice: 244213	625.00	
		2020SC	Invoice: 244212	687.50	
		2020SC	Invoice: 244211	1,598.71	
		1020SC	ELECTRICAL EQUIPMENT CO. INC		3,629.96
3/14/23	39066	2020SC	Invoice: 8-042-83629	157.24	
		2020SC	Invoice: 8-056-55342	151.08	
		1020SC	FEDEX EXPRESS		308.32
3/14/23	39067	2020SC	Invoice: EXP REIM FEB 2023	120.16	
		1020SC	MARCIE FEHRENKAMP		120.16
3/14/23	39068	2020SC	Invoice: 106504	163.20	
		2020SC	Invoice: 106505	2,309.89	
		2020SC	Invoice: 106506	209.10	
		2020SC	Invoice: 106507	128.72	
		2020SC	Invoice: 106508	1,816.32	
		2020SC	Invoice: 106509	544.68	
		1020SC	HERUM/ CRABTREE/ SUNTAG		5,171.91
3/14/23	39069	2020SC	Invoice: 1014059	118.80	
		2020SC	Invoice: 9620417	141.54	
		2020SC	Invoice: 8040765	29.10	
		2020SC	Invoice: 4620924	142.45	
		2020SC	Invoice: 3023763	51.27	
		2020SC	Invoice: 5015961	41.10	
		1020SC	HOME DEPOT CREDIT SERVICE		524.26
3/14/23	39070	2020N	Invoice: 0323-2	700.00	
		1020SC	JEFFREY J JANIK		700.00
3/14/23	39071	2020SC	Invoice: 599802	112.50	
		1020SC	M&M SANITARY LLC		112.50
3/14/23	39072	2020SC	Invoice: 212228-01	270.31	
		1020SC	MARTIN'S METAL FABRICATION &		270.31
3/14/23	39073	2020SC	Invoice: 487	5,512.50	
		2020SC	Invoice: 492	7,700.00	
		1020SC	LESLIE PALENCIA		13,212.50
3/14/23	39074	2020SC	Invoice: 970259	68.91	
		2020SC	Invoice: 970211	240.30	
		2020SC	Invoice: 970626	20.12	
		2020SC	Invoice: 970742	17.34	
		2020SC	Invoice: 970812	43.70	
		2020SC	Invoice: 970831	95.01	
		2020SC	Invoice: 970830	60.27	
		2020SC	Invoice: 971297	135.82	
		2020SC	Invoice: 971366	21.44	
		2020SC	Invoice: 971485	303.21	
		2020SC	Invoice: 971665	108.27	
		2020SC	Invoice: 971828		38.61
		2020SC	Invoice: 972407	95.01	
		1020SC	BOB PISANI & SON		1,170.79

SOLANO COUNTY WATER AGENCY
Cash Disbursements Journal
For the Period From Mar 1, 2023 to Mar 31, 2023

Filter Criteria includes: Report order is by Check Number. Report is printed in Detail Format.

Date	Check #	Account ID	Line Description	Debit Amount	Credit Amount
3/14/23	39075	2020SC 1020SC	Invoice: 4035541 RAY MORGAN COMPANY	224.01	224.01
3/14/23	39076	2020SC 1020SC	Invoice: 01221639 RECOLOGY HAY ROAD	1,493.76	1,493.76
3/14/23	39077	2020SC 1020SC	Invoice: 1590 DOUG NOLAN	2,500.00	2,500.00
3/14/23	39078	2020SC 2020SC 1020SC	Invoice: 1892 Invoice: 1891 WAYNE HUTCHINSON	510.37 250.20	760.57
3/14/23	39079	2020SC 1020SC	Invoice: 234552 STERLING MAY EQUIPMENT CO.	820.79	820.79
3/14/23	39080	2020SC 2020SC 1020SC	Invoice: 78416 Invoice: 78419 SUISUN VALLEY FRUIT GROWERS AS	255.38 5.71	261.09
3/14/23	39081	2020SC 2020SC 1020SC	Invoice: 1164184 Invoice: 1164180 GROW WEST	193.81 549.28	743.09
3/14/23	39082	2020SC 2020SC 2020SC 2020SC 1020SC	Invoice: 351 Invoice: 352 Invoice: 353 Invoice: 354 KATHLEEN A SALMUNOVICH	8,670.58 8,008.99 2,279.28 4,169.73	23,128.58
3/14/23	39083	2020SC 1020SC	Invoice: HENG SUN BAN HENG SUN BAN	1,269.00	1,269.00
3/14/23	39084	2020SC 1020SC	Invoice: ALAINE CANTILLER ALAINE CANTILLER	100.00	100.00
3/14/23	39085	2020SC 1020SC	Invoice: JOSE CARILLO JOSE CARILLO	100.00	100.00
3/14/23	39086	2020SC 1020SC	Invoice: CURTIS FONG CURTIS FONG	74.50	74.50
3/14/23	39087	2020SC 1020SC	Invoice: CHARLES WONG CHARLES WONG	50.00	50.00
3/14/23	39088	2020SC 1020SC	Invoice: GIGI FINLEY-PATRICK GIGI FINLEY-PATRICK	1,500.00	1,500.00
3/14/23	39089	2020SC 1020SC	Invoice: JENNIFER FRANZ-CASTE JENNIFER FRANZ-CASTELLANO	825.00	825.00
3/14/23	39090	2020SC 1020SC	Invoice: MOHAMED IBRAHIM KADE MOHAMED IBRAHIM KADERGAN	100.00	100.00
3/14/23	39091	2020SC 1020SC	Invoice: ROMMELL JUANATAS ROMMELL JUANATAS	100.00	100.00
3/14/23	39092	2020SC 1020SC	Invoice: BRYAN KELLEY BRYAN KELLEY	74.50	74.50
3/14/23	39093	2020SC	Invoice: MELISSA ₁₅ MCKEON	100.00	

SOLANO COUNTY WATER AGENCY
Cash Disbursements Journal
For the Period From Mar 1, 2023 to Mar 31, 2023

Filter Criteria includes: Report order is by Check Number. Report is printed in Detail Format.

Date	Check #	Account ID	Line Description	Debit Amount	Credit Amount
		1020SC	MELISSA MCKEON		100.00
3/14/23	39094	2020SC	Invoice: WENDY MEINECHE	50.00	
		1020SC	WENDY MEINECHE		50.00
3/14/23	39095	2020SC	Invoice: ALEXANDER REIMER	100.00	
		1020SC	ALEXANDER REIMER		100.00
3/14/23	39096	2020SC	Invoice: MICHELLE ROSEN	100.00	
		1020SC	MICHELLE ROSEN		100.00
3/14/23	39097	2020SC	Invoice: SHERYL ROY	599.00	
		1020SC	SHERYL ROY		599.00
3/14/23	39098	2020SC	Invoice: FARRIS SCOTT	100.00	
		1020SC	FARRIS SCOTT		100.00
3/14/23	39099	2020SC	Invoice: PATRICIA SCOTT-VONDO	1,500.00	
		1020SC	PATRICIA SCOTT-VONDO		1,500.00
3/14/23	39100	2020SC	Invoice: GERMAINE SEISA	100.00	
		1020SC	GERMAINE SEISA		100.00
3/14/23	39101	2020SC	Invoice: ARMEN SHAMAMIAN	100.00	
		1020SC	ARMEN SHAMAMIAN		100.00
3/14/23	39102	2020SC	Invoice: PARUL SINGH	75.00	
		1020SC	PARUL SINGH		75.00
3/14/23	39103	2020SC	Invoice: CINDY SOULIER	100.00	
		1020SC	CINDY SOULIER		100.00
3/14/23	39104	2020SC	Invoice: DAVID TOTAH	49.99	
		1020SC	DAVID TOTAH		49.99
3/14/23	39105	2020SC	Invoice: ROBERT U PAL	100.00	
		1020SC	ROBERT U PAL		100.00
3/14/23	39106	2020SC	Invoice: WALTER VELASCO	100.00	
		1020SC	WALTER VELASCO		100.00
3/14/23	39107	2020SC	Invoice: RAY WRIGHT	1,500.00	
		1020SC	RAY WRIGHT		1,500.00
3/14/23	39108	2020SC	Invoice: BINGWEI WU	1,032.00	
		1020SC	BINGWEI WU		1,032.00
3/14/23	39109	2020SC	Invoice: 10116	826.79	
		1020SC	WINTERS AGGREGATE, LLC		826.79
3/14/23	39110	2020SC	Invoice: HC97060	1,463.76	
		1020SC	CDW LLC		1,463.76
3/14/23	39111	2020SC	Invoice: 12106828	17.18	
		1020SC	SHELDON		17.18
3/14/23	39112	2020SC	Invoice: 0035405	15,898.73	
		2020SC	Invoice: 0035406	189.87	
		1020SC	SOLANO IRRIGATION DISTRICT		16,088.60
3/14/23	39113	2020SC	Invoice: SHIRLEY GRACE	100.00	
		1020SC	SHIRLEY GRACE		100.00
3/14/23	39114	2020SC	Invoice: RONALD ROWLEY	1,428.00	
		1020SC	RONALD ROWLEY		1,428.00

SOLANO COUNTY WATER AGENCY
Cash Disbursements Journal
For the Period From Mar 1, 2023 to Mar 31, 2023

Filter Criteria includes: Report order is by Check Number. Report is printed in Detail Format.

Date	Check #	Account ID	Line Description	Debit Amount	Credit Amount
3/21/23	39115	2020SC 2020SC 1020SC	Invoice: 15196 Invoice: 15200 ZACHARIAH WILKERSON	14,965.34 9,449.09	24,414.43
3/21/23	39116	2020SC 1020SC	Invoice: 3339 AG INNOVATIONS	6,338.00	6,338.00
3/21/23	39117	2020SC 1020SC	Invoice: EXP REIM MARCH 2023 KATHERINE ASHLEY-TRUJILLO	160.82	160.82
3/21/23	39118	2020SC 1020SC	Invoice: SG00952 BSK ASSOCIATES	386.00	386.00
3/21/23	39119	2020SC 1020SC	Invoice: JAN 2023-MAR 2023 BUZZ OATES MANAGEMENT SERVICES	12,288.00	12,288.00
3/21/23	39120	2020SC 1020SC	Invoice: 30172451 CANON FINANCIAL SERVICES, INC.	945.00	945.00
3/21/23	39121	2020N 2020N 1020SC	Invoice: 22-1007-11 Invoice: 22-1008-9 CBEC, INC.	382.50 3,659.75	4,042.25
3/21/23	39122	2020SC 1020SC	Invoice: 9507 FREDLUN HYDROSEEDING INC.	2,891.04	2,891.04
3/21/23	39123	2020SC 1020SC	Invoice: 105748 HERUM/ CRABTREE/ SUNTAG	3,947.40	3,947.40
3/21/23	39124	2020SC 1020SC	Invoice: 23722 LAUGENOUR AND MEIKLE	332.50	332.50
3/21/23	39125	2020SC 1020SC	Invoice: 187413 LSA ASSOCIATES, INC.	30,608.17	30,608.17
3/21/23	39126	2020SC 1020SC	Invoice: 212228 MARTIN'S METAL FABRICATION &	12,299.22	12,299.22
3/21/23	39127	2020SC 1020SC	Invoice: 2/9/23-3/12/23 PACIFIC GAS & ELECTRIC CO,	3,190.35	3,190.35
3/21/23	39128	2020SC 1020SC	Invoice: 50695220 RECOLOGY VACAVILLE SOLANO	108.22	108.22
3/21/23	39129	2020SC 1020SC	Invoice: 034-APR-2023 REEB GOVERNMENT RELATIONS, LLC	9,500.00	9,500.00
3/21/23	39130	2020N 1020SC	Invoice: 3016795 SOMACH, SIMMONS & DUNN	2,995.00	2,995.00
3/21/23	39131	2020SC 1020SC	Invoice: 2023-3-SCWA SUSTAINABLE SOLANO INC.	17,326.96	17,326.96
3/21/23	39132	2020SC 1020SC	Invoice: 9929375283 VERIZON WIRELESS	1,320.20	1,320.20
3/21/23	39133	2020SC	Invoice: N-16	545.00	

SOLANO COUNTY WATER AGENCY
Cash Disbursements Journal
For the Period From Mar 1, 2023 to Mar 31, 2023

Filter Criteria includes: Report order is by Check Number. Report is printed in Detail Format.

Date	Check #	Account ID	Line Description	Debit Amount	Credit Amount
		2020SC 1020SC	Invoice: PSC-15 VICTOR PAUL CLAASSEN	8,157.50	8,702.50
3/21/23	39134	2020SC 1020SC	Invoice: 15482800 WILBUR-ELLIS COMPANY	3,769.61	3,769.61
3/21/23	39135	2020SC 2020SC 1020SC	Invoice: DAVIS_FY2022-23-4 Invoice: DAVIS_FY22-23-5 KEN W. DAVIS	14,311.50 22,113.05	36,424.55
3/21/23	39136	2020SC 1020SC	Invoice: DS08-39 YOLO COUNTY RCD	3,112.50	3,112.50
3/28/23	39137	2020SC 1020SC	Invoice: MAR 2023 BOD MTG STEVEN BIRD	114.41	114.41
3/28/23	39138	2020SC 1020SC	Invoice: APR 2023 BUZZ OATES MANAGEMENT SERVICES	4,096.00	4,096.00
3/28/23	39139	2020SC 2020SC 2020SC 1020SC	Invoice: 000019657511 Invoice: 000019656064 Invoice: 000019656019 CALNET3	838.74 167.43 305.39	1,311.56
3/28/23	39140	2020SC 2020SC 1020SC	Invoice: PERMIT GEN & FENCE Invoice: PERMIT ADDTL CITY OF VACAVILLE	2,846.00 103.00	2,949.00
3/28/23	39140V	2020SC 2020SC 1020SC	Invoice: PERMIT GEN & FENCE Invoice: PERMIT ADDTL CITY OF VACAVILLE	2,846.00 103.00	2,846.00
3/28/23	39141	2020SC 1020SC	Invoice: 10140 CP UNLIMITED	560.00	560.00
3/28/23	39142	2020SC 1020SC	Invoice: MAR 2023 BOD MTG DALE CROSSLEY	100.00	100.00
3/28/23	39143	2020SC 2020N 2020SC 1020SC	Invoice: 23-026-T APR 2023 Invoice: 23-206-V FEB 2023 Invoice: 23-024-O APR 2023 DEPARTMENT OF WATER RESOURCES	648,493.00 15,063.00 784.00	664,340.00
3/28/23	39144	2020SC 1020SC	Invoice: 26325 EATON PUMPS	875.00	875.00
3/28/23	39145	2020SC 1020SC	Invoice: 8112412 HUSKY PORTABLE CONTAINMENT	3,238.00	3,238.00
3/28/23	39146	2020SC 2020SC 1020SC	Invoice: 64521 Invoice: 64784 J & J TRUCK REPAIR	772.58 3,534.78	4,307.36
3/28/23	39147	2020SC 1020SC	Invoice: MAR 2023 BOD MTG JOHN D. KLUGE	100.00	100.00
3/28/23	39148	2020SC 1020SC	Invoice: 2 LANDMARK CONSTRUCTION	882,605.89	882,605.89
3/28/23	39149	2020SC 1020SC	Invoice: 187361 LSA ASSOCIATES INC.	7,373.75	7,373.75

SOLANO COUNTY WATER AGENCY
Cash Disbursements Journal
 For the Period From Mar 1, 2023 to Mar 31, 2023

Filter Criteria includes: Report order is by Check Number. Report is printed in Detail Format.

Date	Check #	Account ID	Line Description	Debit Amount	Credit Amount
3/28/23	39150	2020SC	Invoice: MAR 2023 BOD MTG	100.00	
		1020SC	RYAN MAHONEY		100.00
3/28/23	39151	2020SC	Invoice: MAR 2023 EXEC MTG	100.00	
		2020SC	Invoice: MAR 2023 BOD MTG	100.00	
		1020SC	MITCH MASHBURN		200.00
3/28/23	39152	2020SC	Invoice: MAR 2023 EXEC MTG	179.91	
		2020SC	Invoice: MAR 2023 BOD MTG	139.95	
		1020SC	ROBERT MCCONNELL		319.86
3/28/23	39153	2020SC	Invoice: 3106006662	558.72	
		1020SC	PITNEY BOWES		558.72
3/28/23	39154	2020SC	Invoice: 23-13	515.40	
		1020SC	PUTAH CREEK COUNCIL		515.40
3/28/23	39155	2020SC	Invoice: 50694041	289.95	
		1020SC	RECOLOGY VACAVILLE SOLANO		289.95
3/28/23	39156	2020SC	Invoice: 14712	8.01	
		1020SC	REGIONAL GOVERNMENT SERVICES AUTHORITY		8.01
3/28/23	39157	2020U	Invoice: FEB 2023	319.66	
		1020SC	SOLANO COUNTY FLEET MANAGEMENT		319.66
3/28/23	39158	2020SC	Invoice: 0035423	121,044.75	
		2020SC	Invoice: 0035422	57,826.49	
		1020SC	SOLANO IRRIGATION DISTRICT		178,871.24
3/28/23	39159	2020SC	Invoice: 1914	30,490.14	
		1020SC	SOLANO RESOURCE CONSERVATION DISTRICT		30,490.14
3/28/23	39160	2020SC	Invoice: 006492990046APR 2023	2,374.64	
		1020SC	STANDARD INSURANCE COMPANY		2,374.64
3/28/23	39161	2020SC	Invoice: 3232352871	76.61	
		2020SC	Invoice: 3232355281	62.15	
		2020SC	Invoice: 3235503991	414.48	
		2020SC	Invoice: 3239253371	131.32	
		2020SC	Invoice: 3239977381	138.10	
		2020SC	Invoice: 3242254141	389.20	
		2020SC	Invoice: 3242254641	110.26	
		2020SC	Invoice: 3242985251	115.47	
		2020SC	Invoice: FIN CHARGES 3/16/23	19.51	
		1020SC	STAPLES		1,457.10
3/28/23	39162	2020SC	Invoice: 24826	4,631.00	
		1020SC	SUMMERS ENGINEERING CO., INC.		4,631.00
3/28/23	39163	2020SC	Invoice: 2023-01436	7,359.99	
		1020SC	TERRA REALTY ADVISORS, INC.		7,359.99
3/28/23	39164	2020SC	Invoice: WILLIAM BECKMAN	88.35	

SOLANO COUNTY WATER AGENCY
Cash Disbursements Journal
 For the Period From Mar 1, 2023 to Mar 31, 2023

Filter Criteria includes: Report order is by Check Number. Report is printed in Detail Format.

Date	Check #	Account ID	Line Description	Debit Amount	Credit Amount
		1020SC	WILLIAM BECKMAN		88.35
3/28/23	39165	2020SC	Invoice: SOROUGH BEHMARDI KAL	57.50	
		1020SC	SOROUGH BEHMARDI KALANTARI		57.50
3/28/23	39166	2020SC	Invoice: EDGAR RIOS	59.00	
		1020SC	EDGAR RIOS		59.00
3/28/23	39167	2020SC	Invoice: TERRANCE IRELAND	1,500.00	
		1020SC	TERRANCE IRELAND		1,500.00
3/28/23	39168	2020SC	Invoice: MICHAEL KIM	99.50	
		1020SC	MICHAEL KIM		99.50
3/28/23	39169	2020SC	Invoice: LAURA LYNCH-LUJAN	240.00	
		1020SC	LAURA LYNCH-LUJAN		240.00
3/28/23	39170	2020SC	Invoice: JOSE DE JESUS MEDINA	100.00	
		1020SC	JOSE MEDINA		100.00
3/28/23	39171	2020SC	Invoice: SHELLY NISSEN	50.00	
		1020SC	SHELLY NISSEN		50.00
3/28/23	39172	2020SC	Invoice: JENNIFER OLIVEIRA	1,500.00	
		1020SC	JENNIFER OLIVEIRA		1,500.00
3/28/23	39173	2020SC	Invoice: MARK OSTERHOLT	100.00	
		1020SC	MARK OSTERHOLT		100.00
3/28/23	39174	2020SC	Invoice: MEAGHAN OTWELL	1,500.00	
		1020SC	MEAGHAN OTWELL		1,500.00
3/28/23	39175	2020SC	Invoice: LAWRENCE RASLER	1,500.00	
		1020SC	LAWRENCE RASLER		1,500.00
3/28/23	39176	2020SC	Invoice: CRAIG SIGAFOOS	730.50	
		1020SC	CRAIG SIGAFOOS		730.50
3/28/23	39177	2020SC	Invoice: TARITA TENNISON	50.00	
		1020SC	TARITA TENNISON		50.00
3/28/23	39178	2020SC	Invoice: GARRETT THOMSEN	100.00	
		1020SC	GARRETT THOMSEN		100.00
3/28/23	39179	2020SC	Invoice: MARGARET WEAVER	1,032.00	
		1020SC	MARGARET WEAVER		1,032.00
3/28/23	39180	2020SC	Invoice: MONICA YICHOY	1,500.00	
		1020SC	MONICA YICHOY		1,500.00
3/28/23	39181	2020SC	Invoice: FEB 2023 EXEC MTG	100.00	
		1020SC	JOHN VASQUEZ		100.00
3/28/23	39182	2020SC	Invoice: PSC-13	6,692.50	
		1020SC	VICTOR PAUL CLAASSEN		6,692.50
3/28/23	39183	2020SC	Invoice: 466	4,332.00	
		1020SC	JOHN B WHITCOMB		4,332.00

SOLANO COUNTY WATER AGENCY
Cash Disbursements Journal
 For the Period From Mar 1, 2023 to Mar 31, 2023

Filter Criteria includes: Report order is by Check Number. Report is printed in Detail Format.

Date	Check #	Account ID	Line Description	Debit Amount	Credit Amount
3/28/23	39184	2020SC 1020SC	Invoice: 22997 RAM WY WILDLAND HYDROLOGY INC.	3,200.00	3,200.00
3/28/23	39185	2020SC 1020SC	Invoice: 3046773 CAL.NET INC. - WINTERS	595.00	595.00
3/28/23	39186	2020SC 1020SC	Invoice: MAR 2023 BOD MTG STEVE YOUNG	140.61	140.61
3/28/23	39187	2020SC 1020SC	Invoice: PERMIT ADDTL CITY OF VACAVILLE	103.00	103.00
3/28/23	39187V	2020SC 1020SC	Invoice: PERMIT ADDTL CITY OF VACAVILLE	103.00	103.00
3/28/23	39188	2020SC 1020SC	Invoice: PERMIT ADDTL CITY OF VACAVILLE	103.00	103.00
3/28/23	39188V	2020SC 1020SC	Invoice: PERMIT ADDTL CITY OF VACAVILLE	103.00	103.00
3/28/23	39189	2020SC 1020SC	Invoice: PERMIT ADDTL CITY OF VACAVILLE	103.00	103.00
3/28/23	39189V	2020SC 1020SC	Invoice: PERMIT ADDTL CITY OF VACAVILLE	103.00	103.00
3/28/23	39190	2020SC 1020SC	Invoice: PERMIT ADDTL CITY OF VACAVILLE	103.00	103.00
3/28/23	39191	2020SC 1020SC	Invoice: PERMIT GEN & FENCE CITY OF VACAVILLE	2,846.00	2,846.00
3/25/23	BARICH FEB 2023	2020SC 1020SC	Invoice: BARICH FEB 2023 UMPQUA BANK	603.93	603.93
3/25/23	CRUZ FEB 2023	2020SC 1020SC	Invoice: CRUZ FEB 2023 UMPQUA BANK	14.99	14.99
3/25/23	CUETARA FEB 2023	2020SC 1020SC	Invoice: CUETARA FEB 2023 UMPQUA BANK	2,030.45	2,030.45
3/7/23	EFT	2020SC 1020SC	Invoice: 9928699175 VERIZON WIRELESS	2,633.53	2,633.53
3/14/23	EFT	2020SC 1020SC	Invoice: 87805022 WEX BANK	1,353.61	1,353.61
3/3/23	EFT 03.02.23	2020SC 1020SC	Invoice: MARCH 2023 HEALTH CALPERS	23,874.00	23,874.00
3/13/23	EFT 03.13.23	2020SC 1020SC	Invoice: SIP PPE 03.04.2023 CALPERS	7,720.02	7,720.02
3/14/23	EFT 03.14.2023	2020SC 2020SC 1020SC	Invoice: PPE 03.04.2023 Invoice: PEPRA PPE 03.04.2023 CALPERS	9,608.78 6,611.25	16,220.03
3/24/23	EFT 03.24.2023	2020SC 1020SC	Invoice: 0000073723 ONEPOINT HUMAN CAPITAL MANAGEMENT LLC	128.00	128.00
3/24/23	EFT 03.24.2023	2020SC 1020SC	Invoice: EFT 03.18.2023 PAYROLL TAXES	22,856.43	22,856.43

SOLANO COUNTY WATER AGENCY
Cash Disbursements Journal
 For the Period From Mar 1, 2023 to Mar 31, 2023

Filter Criteria includes: Report order is by Check Number. Report is printed in Detail Format.

Date	Check #	Account ID	Line Description	Debit Amount	Credit Amount
3/27/23	EFT 03.27.2023	2020SC	Invoice: PPE 03.18.2023	9,268.74	
		2020SC	Invoice: PEPRA PPE 03.18.2023	6,611.25	
		1020SC	CALPERS		15,879.99
3/30/23	EFT 03.30.23	2020SC	Invoice: FSA MARCH 2023	548.39	
		1020SC	PATE, THOMAS		548.39
3/10/23	EFT 3.10.2023	2020SC	Invoice: EFT 03.04.2023	22,542.25	
		1020SC	PAYROLL TAXES		22,542.25
3/10/23	EFT 3.10.2023	2020SC	Invoice: 73351	628.00	
		1020SC	ONEPOINT HUMAN CAPITAL MANAGEMENT LLC		628.00
3/25/23	FOWLER FEB 2023	2020SC	Invoice: FOWLER FEB 2023	476.70	
		1020SC	UMPQUA BANK		476.70
3/25/23	FOX FEB 2023	2020SC	Invoice: FOX FEB 2023	379.70	
		1020SC	UMPQUA BANK		379.70
3/1/23	FSA EFT	2023AC	FSA REIMB 3.01.2023 PY 2022	67.13	
		1020SC	FLORENDO, ANDREW		67.13
3/21/23	FSA EFT	2023AC	FSA REIMB 3.21.23 PY 2023	104.00	
		1020SC	FLORENDO, ANDREW		104.00
3/18/23	FSA EFT1	2023AC	FSA REIMB 3.18.23 PY 2023	50.00	
		1020SC	CUETARA, JAY I		50.00
3/19/23	FSA EFT2	2023AC	FSA REIM 03.19.2023 PY 2023	17.96	
		1020SC	CUETARA, JAY I		17.96
3/21/23	FSA EFT3	2023AC	FSA REIMB 03.16.23 PY 2023	10.00	
		1020SC	FLORENDO, ANDREW		10.00
3/25/23	GANTNER FEB 2023	2020SC	Invoice: GANTNER FEB 2023	2,024.63	
		1020SC	UMPQUA BANK		2,024.63
3/25/23	HYER FEB 2023	2020SC	Invoice: HYER FEB 2023	992.01	
		1020SC	UMPQUA BANK		992.01
3/25/23	MOORE FEB 2023	2020SC	Invoice: MOORE FEB 2023	523.97	
		1020SC	UMPQUA BANK		523.97
3/25/23	MORRIS FEB 2023	2020SC	Invoice: MORRIS FEB 2023	340.62	
		1020SC	UMPQUA BANK		340.62
3/25/23	RABIDOUX FEB 2023	2020SC	Invoice: RABIDOUX FEB 2023	43.25	
		1020SC	UMPQUA BANK		43.25
3/25/23	SHTAYYEH FEB 2023	2020SC	Invoice: SHTAYYEH FEB 2023	1,233.29	
		1020SC	UMPQUA BANK		1,233.29
	Total			<u>3,559,929.87</u>	<u>3,559,929.87</u>

ACTION OF
SOLANO COUNTY WATER AGENCY

DATE: April 13, 2023

SUBJECT: Financial Report Approval

RECOMMENDATIONS:

Approve the quarterly Income Statement and Balance Sheet for the period ending March 2023.

FINANCIAL IMPACT:

All revenues and expenditures are reported within previously approved budget amounts.

BACKGROUND:

The Water Agency auditor has recommended that the Board of Directors receive quarterly financial reports. Attached are the Income Statement and the Balance Sheet of the Water Agency for the period ending March 2023. Additional backup information is available upon request.

Recommended: _____
Chris Lee, Interim General Manager

Approved as
Recommended

Other
(see below)

Continued on
next page

Modification to Recommendation and/or other actions:

I, Chris Lee, Interim General Manager and Secretary to the Solano County Water Agency, do hereby certify that the foregoing action was regularly introduced, passed, and adopted by said Board of Directors at a regular meeting thereof held on April 13, 2023 by the following vote:

Ayes:

Noes:

Abstain:

Absent:

Chris Lee
Interim General Manager & Secretary to the
Solano County Water Agency

SOLANO COUNTY WATER AGENCY
Year to Date Income Statement
Compared with Budget and Last Year
For the Nine Months Ending March 31, 2023

		Current Year Actual	Current Year Budget	Variance Amount	Variance Percent	Last Year Actual	Change from Last Year	Percent Change
Revenues								
4001G	SECURED	\$ 48,434.26	\$ 95,000.00	(46,565.74)	(49.02)	\$ 45,722.25	2,712.01	5.93
4001N	SECURED	7,870,964.06	15,000,000.00	(7,129,035.94)	(47.53)	7,576,790.68	294,173.38	3.88
4001SC	SECURED	4,658,719.41	8,900,000.00	(4,241,280.59)	(47.65)	4,358,432.90	300,286.51	6.89
4001U	SECURED	640,265.82	1,230,000.00	(589,734.18)	(47.95)	594,388.70	45,877.12	7.72
4002G	UNSECURED	5,377.08	4,000.00	1,377.08	34.43	4,350.42	1,026.66	23.60
4002N	UNSECURED	396,928.44	370,500.00	26,428.44	7.13	351,403.03	45,525.41	12.96
4002SC	UNSECURED	327,047.20	300,000.00	27,047.20	9.02	305,672.65	21,374.55	6.99
4002U	UNSECURED	41,678.60	37,000.00	4,678.60	12.64	39,169.09	2,509.51	6.41
4004G	CURRENT SUPPLEMENTAL	3,090.05	1,850.00	1,240.05	67.03	1,237.38	1,852.67	149.73
4004N	CURRENT SUPPLEMENTAL	262,552.42	375,000.00	(112,447.58)	(29.99)	157,833.50	104,718.92	66.35
4004SC	CURRENT SUPPLEMENTAL	203,189.66	105,000.00	98,189.66	93.51	110,312.79	92,876.87	84.19
4004U	CURRENT SUPPLEMENTAL	27,935.23	15,200.00	12,735.23	83.78	11,151.80	16,783.43	150.50
4100N	WATER SALES	1,321,297.00	1,560,100.00	(238,803.00)	(15.31)	1,685,444.00	(364,147.00)	(21.61)
4100SC	WATER SALES	97,542.00	93,000.00	4,542.00	4.88	93,208.00	4,334.00	4.65
4102N	COST OF POWER TO PUMP NBA	84,848.40	50,000.00	34,848.40	69.70	269,278.05	(184,429.65)	(68.49)
4103N	CONVEYANCE SETTLEMENT	408,889.92	100,000.00	308,889.92	308.89	0.00	408,889.92	0.00
4110N	NAPA MAKE WHOLE	312,000.00	312,000.00	0.00	0.00	312,000.00	0.00	0.00
4120N	SWP ADJUSTMENTS	292,901.00	297,793.00	(4,892.00)	(1.64)	297,793.00	(4,892.00)	(1.64)
4402WC	INTEREST - MONEY MGMT	72.52	15.00	57.52	383.47	12.59	59.93	476.01
4403SC	INTEREST - CHECKING	156.92	300.00	(143.08)	(47.69)	204.96	(48.04)	(23.44)
4404G	INTEREST - LAIF - GREEN VALLEY	2,885.21	400.00	2,485.21	621.30	193.60	2,691.61	1,390.29
4404N	INTEREST - LAIF - SWP	249,882.84	26,520.00	223,362.84	842.24	14,808.39	235,074.45	1,587.44
4404SC	INTEREST - LAIF - SP	168,906.57	20,000.00	148,906.57	744.53	8,076.93	160,829.64	1,991.22
4404U	INTEREST - LAIF - ULATIS	79,326.72	8,500.00	70,826.72	833.26	4,434.38	74,892.34	1,688.90
4405G	INTEREST - CAMP - GREEN VALLEY	3,025.78	100.00	2,925.78	2,925.78	74.57	2,951.21	3,957.64
4405N	INTEREST - CAMP - SWP	259,738.53	5,386.00	254,352.53	4,722.48	5,871.52	253,867.01	4,323.70
4405SC	INTEREST - CAMP - SP	174,650.13	4,000.00	170,650.13	4,266.25	3,971.07	170,679.06	4,298.06
4405U	INTEREST - CAMP - ULATIS	82,248.79	1,900.00	80,348.79	4,228.88	1,799.67	80,449.12	4,470.22
4407G	INTEREST - INVESTMENT	492.29	500.00	(7.71)	(1.54)	330.58	161.71	48.92
4407N	INTEREST - INVESTMENTS	42,489.41	31,620.00	10,869.41	34.38	26,328.71	16,160.70	61.38
4407SC	INTEREST - INVESTMENTS	28,532.78	18,000.00	10,532.78	58.52	17,612.04	10,920.74	62.01
4407U	INTEREST - INVESTMENTS	13,475.49	10,100.00	3,375.49	33.42	8,072.79	5,402.70	66.92
4507G	HOMEOWNER RELIEF	167.40	1,000.00	(832.60)	(83.26)	174.60	(7.20)	(4.12)
4507N	HOMEOWNER RELIEF	11,420.10	80,000.00	(68,579.90)	(85.72)	11,676.90	(256.80)	(2.20)
4507SC	HOMEOWNER RELIEF	10,292.70	71,500.00	(61,207.30)	(85.60)	10,523.40	(230.70)	(2.19)
4507U	HOMEOWNER RELIEF	1,534.95	10,700.00	(9,165.05)	(85.65)	0.00	1,534.95	0.00
4600SC	REDEVELOP - DIX/RV	34,249.84	53,000.00	(18,750.16)	(35.38)	29,935.82	4,314.02	14.41
4601SC	REDEVELOP - VACAVILLE	417,823.93	1,100,500.00	(682,676.07)	(62.03)	605,290.73	(187,466.80)	(30.97)
4601U	REDEVELOP - VACAVILLE	240,514.02	620,000.00	(379,485.98)	(61.21)	348,601.67	(108,087.65)	(31.01)
4602G	REDEVELOP - FAIRFIELD	18,342.14	30,000.00	(11,657.86)	(38.86)	17,765.39	576.75	3.25

SOLANO COUNTY WATER AGENCY
Year to Date Income Statement
Compared with Budget and Last Year
For the Nine Months Ending March 31, 2023

		Current Year Actual	Current Year Budget	Variance Amount	Variance Percent	Last Year Actual	Change from Last Year	Percent Change
4602SC	REDEVELOP - FAIRFIELD	609,358.91	1,000,000.00	(390,641.09)	(39.06)	559,760.56	49,598.35	8.86
4603SC	REDEVELOP - SUISUN CITY	259,798.82	450,000.00	(190,201.18)	(42.27)	237,661.23	22,137.59	9.31
4605SC	REDEVELOP - N. TEXAS	30,228.71	40,000.00	(9,771.29)	(24.43)	24,499.97	5,728.74	23.38
4702SC	BOATING AND WATERWAYS	0.00	124,666.00	(124,666.00)	(100.00)	0.00	0.00	0.00
4706SC	NISHIKAWA GRANT	0.00	250,000.00	(250,000.00)	(100.00)	0.00	0.00	0.00
4900AC	MISCELLANEOUS INCOME	26.31	0.00	26.31	0.00	17.94	8.37	46.66
4900N	MISC INCOME	17,240.74	17,241.00	(0.26)	(0.00)	17,240.73	0.01	0.00
4900SC	MISCELLANEOUS INCOME	18,910.02	21,241.00	(2,330.98)	(10.97)	21,558.82	(2,648.80)	(12.29)
4906SC	SACKETT RANCH LEASE REVENUE	16,800.00	21,600.00	(4,800.00)	(22.22)	17,286.50	(486.50)	(2.81)
4907N	LANG-TULE REVENUES	5,000.00	0.00	5,000.00	0.00	0.00	5,000.00	0.00
4930U	O&M - OTHER AGENCIES	9,105.53	8,000.00	1,105.53	13.82	7,651.40	1,454.13	19.00
4940AC	OVERHEAD DISTRIBUTION REIMB	2,229,361.04	7,389,404.00	(5,160,042.96)	(69.83)	3,138,444.49	(909,083.45)	(28.97)
4960WC	WATERMASTER INCOME	265.39	4,000.00	(3,734.61)	(93.37)	2,119.90	(1,854.51)	(87.48)
4970AC	WATER CONSERVATION REIMBURSE	0.00	240,000.00	(240,000.00)	(100.00)	0.00	0.00	0.00
4972AC	BAY AREA IRWMP GRANT	83,235.15	58,000.00	25,235.15	43.51	0.00	83,235.15	0.00
	Total Revenues	22,123,220.23	40,564,636.00	(18,441,415.77)	(45.46)	21,356,190.09	767,030.14	3.59
	Cost of Sales							
	Total Cost of Sales	0.00	0.00	0.00	0.00	0.00	0.00	0.00
	Gross Profit	22,123,220.23	40,564,636.00	(18,441,415.77)	(45.46)	21,356,190.09	767,030.14	3.59
	Expenses							
5500AC	CAPITAL EXPENDITURES	2,636,367.41	999,000.00	1,637,367.41	163.90	128,546.76	2,507,820.65	1,950.90
5500G	CAPITAL EXPENDITURES	0.00	41,000.00	(41,000.00)	(100.00)	0.00	0.00	0.00
5500N	CAPITAL EXPENDITURES	0.00	640,000.00	(640,000.00)	(100.00)	1,586,069.15	(1,586,069.15)	(100.00)
5500SC	CAPITAL EXPENDITURES	403,226.67	3,207,000.00	(2,803,773.33)	(87.43)	195,227.67	207,999.00	106.54
5500U	CAPITAL EXPENDITURES	0.00	82,000.00	(82,000.00)	(100.00)	0.00	0.00	0.00
5551SC	DEBT SERVICE-PRINCIPAL	8,119.32	13,991.00	(5,871.68)	(41.97)	7,919.05	200.27	2.53
5556SC	DEBT SERVICE - INTEREST	1,181.16	1,952.00	(770.84)	(39.49)	1,381.42	(200.26)	(14.50)
6010AC	GROSS SALARIES	2,160,809.23	3,875,530.00	(1,714,720.77)	(44.24)	1,928,749.73	232,059.50	12.03
6011AC	PERS RETIREMENT	249,910.97	422,650.00	(172,739.03)	(40.87)	246,427.79	3,483.18	1.41
6012AC	PAYROLL TAXES	86,035.71	155,810.00	(69,774.29)	(44.78)	69,302.94	16,732.77	24.14
6013AC	EMPLOYEE BENEFITS	256,686.75	494,120.00	(237,433.25)	(48.05)	252,630.66	4,056.09	1.61
6016AC	OPEB/PENSION UNFUNDED EXPENSE	157,166.00	126,500.00	30,666.00	24.24	0.00	157,166.00	0.00
6030AC	TELEPHONE	26,113.15	42,500.00	(16,386.85)	(38.56)	30,505.74	(4,392.59)	(14.40)
6040AC	OFFICE EXPENSE	34,349.56	25,600.00	8,749.56	34.18	12,157.68	22,191.88	182.53

SOLANO COUNTY WATER AGENCY
Year to Date Income Statement
Compared with Budget and Last Year
For the Nine Months Ending March 31, 2023

		Current Year	Current Year	Variance	Variance	Last Year	Change from	Percent
		Actual	Budget	Amount	Percent	Actual	Last Year	Change
6041AC	OFFICE EQUIPMENT	12,876.35	28,000.00	(15,123.65)	(54.01)	14,361.33	(1,484.98)	(10.34)
6042AC	SAFETY TRAINING & EQUIPMENT	4,419.62	8,500.00	(4,080.38)	(48.00)	6,793.18	(2,373.56)	(34.94)
6043AC	OFFICE HELP - TEMPORARY	4,024.79	10,000.00	(5,975.21)	(59.75)	1,208.00	2,816.79	233.18
6044AC	HR -EMPLOYEE SUPPORT	17,361.95	91,500.00	(74,138.05)	(81.03)	23,480.03	(6,118.08)	(26.06)
6045AC	LAUNDRY	7,534.02	0.00	7,534.02	0.00	0.00	7,534.02	0.00
6050AC	POSTAGE	1,911.62	5,200.00	(3,288.38)	(63.24)	1,699.80	211.82	12.46
6060AC	SID OFFICE EXPENSE	50,966.07	65,400.00	(14,433.93)	(22.07)	43,597.59	7,368.48	16.90
6090AC	MEMBERSHIPS	56,336.00	80,150.00	(23,814.00)	(29.71)	49,281.39	7,054.61	14.31
6090N	SWC DUES	118,812.00	116,000.00	2,812.00	2.42	100,386.00	18,426.00	18.36
6100G	PPTY TAX ADMIN FEE	0.00	1,419.00	(1,419.00)	(100.00)	0.00	0.00	0.00
6100SC	PPTY TAX ADMIN FEE	0.00	135,000.00	(135,000.00)	(100.00)	0.00	0.00	0.00
6100U	PPTY TAX ADMIN FEE	0.00	19,000.00	(19,000.00)	(100.00)	0.00	0.00	0.00
6105N	PETERSEN RANCH EXPENSES	0.00	27,500.00	(27,500.00)	(100.00)	1,082.56	(1,082.56)	(100.00)
6105SC	PETERSEN RANCH EXPENSES	139,860.57	27,500.00	112,360.57	408.58	66,461.57	73,399.00	110.44
6106SC	SACKETT RANCH EXPENSES	95,658.78	60,000.00	35,658.78	59.43	59,296.68	36,362.10	61.32
6107N	LANG-TULE MAINTENANCE	0.00	50,000.00	(50,000.00)	(100.00)	0.00	0.00	0.00
6111AC	PS - PAYROLL SERVICES	7,351.30	10,100.00	(2,748.70)	(27.21)	6,589.15	762.15	11.57
6112AC	PS - COMPUTER SERVICES	517,154.58	615,300.00	(98,145.42)	(15.95)	507,212.07	9,942.51	1.96
6115AC	TALENT DECISION MONITORING	28,600.11	9,500.00	19,100.11	201.05	24,433.04	4,167.07	17.06
6128AC	GOVERNMENTAL ADVOCACY	47,500.00	70,000.00	(22,500.00)	(32.14)	79,000.00	(31,500.00)	(39.87)
6128N	GOVERNMENTAL ADVOCACY	47,500.00	80,000.00	(32,500.00)	(40.63)	47,500.00	0.00	0.00
6130SC	LPCCC - VEGETATION	14,990.00	15,549.00	(559.00)	(3.60)	4,727.49	10,262.51	217.08
6140AC	CONSULTANTS	185,757.34	290,000.00	(104,242.66)	(35.95)	183,669.67	2,087.67	1.14
6140N	CONSULTANTS	63,536.09	161,000.00	(97,463.91)	(60.54)	76,703.73	(13,167.64)	(17.17)
6140SC	CONSULTANTS	195,377.82	538,000.00	(342,622.18)	(63.68)	113,201.13	82,176.69	72.59
6140U	CONSULTANTS	74,386.02	160,000.00	(85,613.98)	(53.51)	59,765.66	14,620.36	24.46
6144AC	HYDROLOGY STATIONS	21,237.06	39,000.00	(17,762.94)	(45.55)	21,783.48	(546.42)	(2.51)
6144N	HYDROLOGY STATIONS	16,995.28	62,000.00	(45,004.72)	(72.59)	12,016.49	4,978.79	41.43
6144SC	HYDROLOGY STATIONS	57,872.13	160,000.00	(102,127.87)	(63.83)	74,583.88	(16,711.75)	(22.41)
6144U	HYDROLOGY STATIONS	17,784.20	25,000.00	(7,215.80)	(28.86)	1,390.83	16,393.37	1,178.68
6148SC	LPCCC - WILDLIFE	0.00	85,521.00	(85,521.00)	(100.00)	155,573.49	(155,573.49)	(100.00)
6149SC	LPCCC - FISHERIES	63,003.52	85,521.00	(22,517.48)	(26.33)	48,138.65	14,864.87	30.88
6161N	WATERSHED PROGRAM	18,323.88	198,000.00	(179,676.12)	(90.75)	22,883.56	(4,559.68)	(19.93)
6161SC	SOLANO PROJECT WQ MONITORING	5,086.46	30,000.00	(24,913.54)	(83.05)	12,339.78	(7,253.32)	(58.78)
6164SC	SOLANO PROJECT INVASIVES	29,818.60	168,567.00	(138,748.40)	(82.31)	22,641.11	7,177.49	31.70
6165N	Yolo Bypass/Cache Slough Progr	720,726.03	945,000.00	(224,273.97)	(23.73)	265,628.23	455,097.80	171.33
6166SC	UPPER PUTAH CREEK MGMT	245,323.08	234,500.00	10,823.08	4.62	125,588.16	119,734.92	95.34
6170N	NBA RELIABILITY PROGRAM	0.00	500,000.00	(500,000.00)	(100.00)	0.00	0.00	0.00
6170SC	INTER-DAM REACH MANAGEMENT	14,153.95	45,000.00	(30,846.05)	(68.55)	18,684.66	(4,530.71)	(24.25)
6170WC	MBK	28,656.45	31,000.00	(2,343.55)	(7.56)	20,322.85	8,333.60	41.01
6179SC	LPCCC SERVICES	0.00	0.00	0.00	0.00	108,322.60	(108,322.60)	(100.00)

SOLANO COUNTY WATER AGENCY
Year to Date Income Statement
Compared with Budget and Last Year
For the Nine Months Ending March 31, 2023

		Current Year	Current Year	Variance	Variance	Last Year	Change from	Percent
		Actual	Budget	Amount	Percent	Actual	Last Year	Change
6181SC	LPCCC EQUIPMENT	36,093.57	15,000.00	21,093.57	140.62	13,150.07	22,943.50	174.47
6183SC	LPCCC NURSERY	3,551.91	0.00	3,551.91	0.00	0.00	3,551.91	0.00
6190SC	LPCCC PRIORITY PROJECTS	1,474.50	0.00	1,474.50	0.00	0.00	1,474.50	0.00
6199SC	LPCCC MISC. SUPPLIES	7,450.32	17,000.00	(9,549.68)	(56.17)	15,249.82	(7,799.50)	(51.14)
6210AC	BOARD EXPENSES	15,516.78	20,000.00	(4,483.22)	(22.42)	13,100.00	2,416.78	18.45
6230SC	FIELD SUPPLIES	55,651.00	95,000.00	(39,349.00)	(41.42)	49,281.27	6,369.73	12.93
6230WC	MISC WATERMASTER EXP	176.00	264.00	(88.00)	(33.33)	198.00	(22.00)	(11.11)
6250SC	HCP PLANNING	220,285.95	638,756.00	(418,470.05)	(65.51)	232,843.37	(12,557.42)	(5.39)
6300AC	CAR MAINTENANCE	23,218.51	26,900.00	(3,681.49)	(13.69)	13,797.35	9,421.16	68.28
6310AC	FUEL	34,514.63	30,000.00	4,514.63	15.05	19,864.59	14,650.04	73.75
6320U	GARAGE SERVICES	14,145.84	15,000.00	(854.16)	(5.69)	11,604.36	2,541.48	21.90
6330AC	TRAVEL	4,989.18	6,500.00	(1,510.82)	(23.24)	6,449.07	(1,459.89)	(22.64)
6350AC	INSURANCE	73,162.69	81,000.00	(7,837.31)	(9.68)	58,701.73	14,460.96	24.63
6360AC	EDUCATION & TRAINING	24,140.33	50,000.00	(25,859.67)	(51.72)	16,005.10	8,135.23	50.83
6410AC	COMP SOFTWARE/EQUIP	50,255.87	94,000.00	(43,744.13)	(46.54)	42,435.36	7,820.51	18.43
6550AC	SCWA Water Mgt Planning	0.00	0.00	0.00	0.00	10,600.00	(10,600.00)	(100.00)
6551AC	WATER CONSERVATION	751,771.68	797,000.00	(45,228.32)	(5.67)	555,192.95	196,578.73	35.41
6551N	WATER CONSERVATION	0.00	456,000.00	(456,000.00)	(100.00)	0.00	0.00	0.00
6554AC	MISC. WATER CONSERVATION GRAN	312,830.93	0.00	312,830.93	0.00	115,780.00	197,050.93	170.19
6600AC	MELLON LEVEE	0.00	20,000.00	(20,000.00)	(100.00)	1,492.13	(1,492.13)	(100.00)
6600SC	PSC MAINTENANCE	543,931.27	795,000.00	(251,068.73)	(31.58)	470,467.41	73,463.86	15.62
6610AC	FLOOD CONTROL	24,267.15	791,500.00	(767,232.85)	(96.93)	87,218.28	(62,951.13)	(72.18)
6611AC	GROUND WATER MANAGEMENT	101,881.27	310,985.00	(209,103.73)	(67.24)	243,738.88	(141,857.61)	(58.20)
6612AC	PUBLIC EDUCATION	125,596.05	448,737.00	(323,140.95)	(72.01)	135,491.57	(9,895.52)	(7.30)
6614AC	SOLANO SUB-BASIN GSA	1,369.20	5,500.00	(4,130.80)	(75.11)	356,887.32	(355,518.12)	(99.62)
6620G	LABOR	1,034.35	40,000.00	(38,965.65)	(97.41)	12,628.57	(11,594.22)	(91.81)
6620SC	LOWER PUTAH CREEK(NON-ACCORD	387,704.76	636,979.00	(249,274.24)	(39.13)	451,632.07	(63,927.31)	(14.15)
6620U	LABOR	171,364.01	300,000.00	(128,635.99)	(42.88)	132,381.94	38,982.07	29.45
6622SC	NISHIKAWA PROJECT GRANT - SP	194,148.98	250,000.00	(55,851.02)	(22.34)	35,015.04	159,133.94	454.47
6630SC	SP ADMINISTRATION	760,269.66	1,275,000.00	(514,730.34)	(40.37)	668,924.93	91,344.73	13.66
6640SC	PSC OPERATIONS	199,479.10	305,000.00	(105,520.90)	(34.60)	186,650.67	12,828.43	6.87
6645SC	DAM MAINTENANCE	12,907.61	40,000.00	(27,092.39)	(67.73)	14,366.91	(1,459.30)	(10.16)
6646SC	DAM OPERATIONS	201,147.73	260,000.00	(58,852.27)	(22.64)	215,435.16	(14,287.43)	(6.63)
6650G	WEED CONTROL	4,000.00	6,000.00	(2,000.00)	(33.33)	0.00	4,000.00	0.00
6650U	SP PEST MANAGEMENT	40,182.47	60,000.00	(19,817.53)	(33.03)	22,658.17	17,524.30	77.34
6660G	EQUIP - TRANS DEPT	425.11	8,000.00	(7,574.89)	(94.69)	2,422.77	(1,997.66)	(82.45)
6660U	EQUIP - TRANS DEPT	28,089.11	80,000.00	(51,910.89)	(64.89)	19,938.24	8,150.87	40.88
6670G	SUPPLIES	1,938.00	2,000.00	(62.00)	(3.10)	981.85	956.15	97.38
6670U	SUPPLIES	45,037.30	48,500.00	(3,462.70)	(7.14)	29,623.71	15,413.59	52.03
6675G	CONTRACT WORK	0.00	12,000.00	(12,000.00)	(100.00)	0.00	0.00	0.00
6675U	CONTRACT WORK	0.00	50,000.00	(50,000.00)	(100.00)	9,538.05	(9,538.05)	(100.00)

SOLANO COUNTY WATER AGENCY
Year to Date Income Statement
Compared with Budget and Last Year
For the Nine Months Ending March 31, 2023

	Current Year Actual	Current Year Budget	Variance Amount	Variance Percent	Last Year Actual	Change from Last Year	Percent Change
6680G TRANS DEPT OVERHEAD	424.90	13,000.00	(12,575.10)	(96.73)	4,292.43	(3,867.53)	(90.10)
6680U TRANS DEPT OVERHEAD	65,638.11	145,000.00	(79,361.89)	(54.73)	44,996.58	20,641.53	45.87
6690SC REHAB & BETTERTMENT	311,078.06	1,030,000.00	(718,921.94)	(69.80)	108,713.53	202,364.53	186.14
6690U REHAB & BETTERTMENT	56,593.30	270,000.00	(213,406.70)	(79.04)	8,414.30	48,179.00	572.58
6700N WATER PURCHASES	11,781,003.92	13,731,090.00	(1,950,086.08)	(14.20)	10,299,525.00	1,481,478.92	14.38
6700SC USBR ADMINISTRATION	114,316.00	65,000.00	49,316.00	75.87	53,000.00	61,316.00	115.69
6701SC WATER RIGHTS FEE	111,106.06	105,000.00	6,106.06	5.82	103,884.65	7,221.41	6.95
6710N NAPA MAKE WHOLE	0.00	312,000.00	(312,000.00)	(100.00)	312,000.00	(312,000.00)	(100.00)
6950AC LABOR COSTS	216,924.01	547,654.00	(330,729.99)	(60.39)	292,418.00	(75,493.99)	(25.82)
6950G LABOR COSTS	953.39	20,757.00	(19,803.61)	(95.41)	178.48	774.91	434.17
6950N LABOR COSTS	179,868.15	837,964.00	(658,095.85)	(78.54)	264,791.00	(84,922.85)	(32.07)
6950SC LABOR COSTS	689,348.07	1,938,429.00	(1,249,080.93)	(64.44)	999,573.91	(310,225.84)	(31.04)
6950U LABOR COSTS	50,642.07	70,951.00	(20,308.93)	(28.62)	21,892.06	28,750.01	131.33
6951AC INTRA-FUND TRANSFER	(501,461.24)	(1,369,134.00)	867,672.76	(63.37)	(711,793.58)	210,332.34	(29.55)
6952AC OVERHEAD EXPENSES	284,537.23	821,480.00	(536,942.77)	(65.36)	419,375.60	(134,838.37)	(32.15)
6952G OVERHEAD EXPENSES	1,282.89	31,135.00	(29,852.11)	(95.88)	233.61	1,049.28	449.16
6952N OVERHEAD EXPENSES	235,096.87	1,256,946.00	(1,021,849.13)	(81.30)	374,128.85	(139,031.98)	(37.16)
6952SC OVERHEAD EXPENSES	955,368.16	3,126,796.00	(2,171,427.84)	(69.45)	1,430,625.91	(475,257.75)	(33.22)
6952U OVERHEAD EXPENSES	67,675.39	106,427.00	(38,751.61)	(36.41)	30,083.15	37,592.24	124.96
6990AC CONTINGENCY	0.00	80,000.00	(80,000.00)	(100.00)	0.00	0.00	0.00
6990G CONTINGENCY	0.00	5,000.00	(5,000.00)	(100.00)	0.00	0.00	0.00
6990N CONTINGENCY	0.00	40,000.00	(40,000.00)	(100.00)	0.00	0.00	0.00
6990SC CONTINGENCY	0.00	70,000.00	(70,000.00)	(100.00)	0.00	0.00	0.00
6990U CONTINGENCY	0.00	50,000.00	(50,000.00)	(100.00)	0.00	0.00	0.00
Total Expenses	28,045,259.76	46,804,496.00	(18,759,236.24)	(40.08)	25,167,346.62	2,877,913.14	11.44
Net Income	(\$ 5,922,039.53)	(\$ 6,239,860.00)	317,820.47	(5.09)	(\$ 3,811,156.53)	(2,110,883.00)	55.39

SOLANO COUNTY WATER AGENCY

Balance Sheet

March 31, 2023

ASSETS

Current Assets			ADMIN/SP/WC	SWP(N)	U	GV
1000SC	PERSHING	\$ 21,737.78	21,737.78			
1010WC	MONEY MGMT - WATERMASTER	\$ 4,436.63	4,436.63			
1020G	CHECKING - BANK OF THE WEST	1,943,378.46	412,594.92	1,286,652.38	150,231.67	93,899.49
1030G	LAIF -	18,509,397.03	3,114,098.40	11,584,106.32	3,677,439.50	133,752.81
1040G	CAMP -	23,207,790.57	3,188,270.01	15,063,576.24	4,782,016.74	173,927.58
1050G	CERTIFICATES OF DEPOSIT -	8,403,090.78	4,155,987.03	3,195,709.46	1,014,495.88	36,898.41
1060SC	PETTY CASH	461.19	461.19			
1210N	ACCOUNTS RECEIVABLE-SWP	1,879,307.76	229,273.59	1,650,034.17		
1220AC	EMPLOYEE RECEIVABLE	0.00	0.00			
1225AC	RETENTION RECEIVABLE	0.00	-			
1400AC	PREPAID	89,374.05	89,374.05			
1415AC	INVENTORY-WATER CONSERVATION S	25,032.60	25,032.60			
Total Current Assets		54,084,006.85	11,241,266.20	32,780,078.57	9,624,183.79	438,478.29
Total Assets		\$ 54,084,006.85	\$ 11,241,266.20	\$ 32,780,078.57	\$ 9,624,183.79	\$ 438,478.29

LIABILITIES AND CAPITAL

Current Liabilities						
2010N	UNEARNED INCOME-	887,140.00	26,140.00	861,000.00		
2020N	ACCOUNTS PAYABLE-	165,257.11	65,823.31	63,390.36	36,043.44	0
2023AC	EMPLOYEE BENEFITS PAYABLE	5,714.69	5,714.69			
2025SC	SALES TAX PAYABLE	1,305.21	1,305.21			
2106SC	SECURITY DEPOSIT - SACKETT RAN	500.00	500.00			
2110SC	WESTSIDE IRWMP PREFUNDED ADMIN	134,834.39	134,834.39			
Total Current Liabilities		1,194,751.40	234,317.60	924,390.36	36,043.44	0.00
Long-Term Liabilities						
Total Long-Term Liabilities		0.00				
Total Liabilities		1,194,751.40	234,317.60	924,390.36	36,043.44	0.00
Capital						
3150SC	OTHER FLD CTRL CAPITAL PROJ.	2,400,154.80	2,400,154.80			
3155SC	OTHER CAPITAL PROJ/EMERG RESER	2,000,000.00	2,000,000.00			
3200G	GREEN VALLEY OPERTING RESERVE	67,156.00			67,156.00	
3200N	SWP OPERATING RESERVE	9,366,750.00		9,366,750.00		
3200SC	DESIGNATED REHAB & BETTERMENT	2,000,000.00	2,000,000.00			
3200U	ULATIS OPERATING RESERVE	539,939.00			539,939.00	
3250G	GV CAPITAL RESERVE	270,964.30				270,964.30
3250N	DESIGNATED SWP FACILITIES RESE	19,917,370.18		19,917,370.18		
3250SC	SP FUTURE REPLACEMENT CAPITAL	3,719,887.31	3,719,887.31			
3250U	ULATIS FCP CAPITAL RESERVE	8,756,469.39			8,756,469.39	
3350SC	DESIGNATED OPERATING RESERVES	9,772,604.00	9,772,604.00			
Net Income-Current Year		(5,922,039.53)	(4,852,633.07)	(1,645,709.36)	504,547.33	71,755.57
Total Capital		52,889,255.45	15,040,013.04	27,638,410.82	9,868,111.72	342,719.87
Total Liabilities & Capital		\$ 54,084,006.85	\$ 15,274,330.64	\$ 28,562,801.18	\$ 9,904,155.16	\$ 342,719.87

ACTION OF
SOLANO COUNTY WATER AGENCY

DATE: April 13, 2023

SUBJECT: Approve Amended Memorandum of Understanding for Westside Integrated Regional Water Management Plan

RECOMMENDATIONS:

Authorize Chairman to sign amended Memorandum of Understanding for Westside Integrated Regional Water Management Plan.

FINANCIAL IMPACT:

None

BACKGROUND:

The Westside Integrated Regional Water Management Plan (Westside IRWMP), which was approved by the California Department of Water Resources in 2013 (and in 2019 for the Plan Update), encompasses all of Yolo County and portions of Solano, Napa, Colusa and Lake Counties, and to date has secured over 12 million dollars of IRWMP grant funds for the region as a whole, with approximately 2 million dollars for projects specifically within Solano County. The purpose of the Memorandum of Understanding (MOU) is to implement the Westside IRWMP. The only significant change in the MOU is to change the name of the Yolo County participating agency from Yolo Water Resource Association to Yolo Subbasin Groundwater Agency.

Additional information regarding the Westside Sac IRWMP can be found at www.westsideirwm.com.

RELEVANCE TO 2016-2025 SCWA STRATEGIC PLAN:

Approving the amended Memorandum of Understanding for the Westside IRWMP is consistent with Goal # 2 of the 2016-2025 Strategic Plan (*Water Management infrastructure: C-Inventory facilities and their operational needs, D-Identify and evaluate needs for infrastructure improvement*); Goal #3 (*Water Resource Resiliency: A-Promote regional water supply and flood management interests in Yolo/Bypass/Cache Slough Complex*); Goal # 4 (*B-Evaluate, and where appropriate, coordinate public awareness of water-related programs throughout the County*); and Goal # 6 (*Natural Resources Stewardship: C-Protect SCWA water supply sources, E-Monitor and assess outside planning efforts for influences on SCWA’s habitat stewardship activities*).

Recommended: _____
Chris Lee, Interim General Manager

Approved as Recommended Other (see below) Continued on next page

Modification to Recommendation and/or other actions:

I, Chris Lee, Interim General Manager and Secretary to the Solano County Water Agency, do hereby certify that the foregoing action was regularly introduced, passed, and adopted by said Board of Directors at a regular meeting thereof held on April 13, 2023 by the following vote:

Ayes:

Noes:

Abstain:

Absent:

Chris Lee
Interim General Manager & Secretary to the
Solano County Water Agency
APR.2023.BOD.ITM6D

**MEMORANDUM OF UNDERSTANDING
IMPLEMENTATION OF THE WESTSIDE SACRAMENTO
INTEGRATED REGIONAL WATER MANAGEMENT PLAN**

1. PURPOSE

The purpose of this Memorandum of Understanding (MOU) is to implement the Westside Sacramento Integrated Regional Water Management Plan (Westside IRWMP) by the Westside Sacramento Regional Water Management Group (RWMG). The RWMG consists of the Lake County Watershed Protection District, Napa County Flood Control and Water Conservation District, Solano County Water Agency, and Yolo Subbasin Groundwater Agency. The basis of the designation of the Westside Sacramento Region (Region) is generally the Putah and Cache Creek watersheds, as shown in Exhibit A. Implementation of the Westside IRWMP will increase regional coordination, collaboration, and communication regarding water issues among stakeholders in the Region. Implementation of the Westside IRWMP will also assist in obtaining funding for flood management, habitat restoration, and water-related projects that fulfill the goals and objectives of the Westside IRWMP.

This MOU supersedes the MOU signed by the RWMG in September of 2010, and amended in January and July of 2013, to develop the Westside IRWMP.

2. GOALS

To foster coordination, collaboration, and communication between the RWMG and other agencies responsible for water resources-related issues and interested stakeholders to achieve greater efficiencies, to provide for integration of projects, enhance public services, and build public support for vital projects.

To implement the Westside IRWMP to facilitate regional cooperation towards the challenges and opportunities in water supply reliability, water recycling, water conservation, water quality improvement, stormwater capture and management, flood management, wetlands enhancement and creation, and environmental and habitat protection and improvements.

The goals and objectives of the Westside IRWMP are detailed in Section 6 of the Westside IRWMP.

3. DEFINITIONS

Coordinating Committee: A committee comprised of representatives of the RWMG to work with other Regions in the Sacramento River Funding Area and the state to manage the Westside IRWMP and to seek out and apply for funding for projects and programs that address the goals and objectives of the Westside IRWMP.

Interested Parties: Entities, such as governments, agencies, business organizations, non-profit groups, tribes, and Public Utility Commission-regulated entities interested in ensuring long-term water supply, water quality, flood management, and water-related natural resources.

Westside Sacramento Integrated Regional Water Management Plan: The Westside IRWMP was prepared pursuant to California Water Code section 10530 et sec. It integrates the projects and management plans of water resource-related agencies and stakeholder organizations located in a defined region, in this case, the Westside Sacramento Region of the Sacramento River Proposition 84 Funding Area, in order to foster coordination, collaboration, and communication among those entities and to assist decision-makers in identifying and applying for grants and other funding in support of identified regional goals and objectives.

Westside Sacramento Regional Water Management Group: The RWMG consists of the Lake County Watershed Protection District, Napa County Flood Control and Water Conservation District, Solano County Water Agency, and Yolo Subbasin Groundwater Agency and are signatories to this MOU.

4. IRWMP PARTICIPANTS

Westside IRWMP participants include the RWMG and any stakeholders interested in water-related issues in the Region.

5. MUTUAL UNDERSTANDINGS

Need for an IRWMP

Integrated regional water management fosters increased coordination, collaboration and communication between water-related agencies and interested stakeholders that may result in more effectively managed resources, cost efficiencies, and better service to the public.

In addition, a qualified IRWMP is required by state law for receiving IRWMP implementation grants from Proposition 84 funds and will likely be required for any future state funding programs.

Scope of the IRWMP

The Westside IRWMP defines a clear vision for the management of water resources in the Region and highlights important actions needed to accomplish that vision through the year 2035. The Westside IRWMP is intended to be a useful planning tool, and nothing more. It does not provide discretionary approval for any given project. Rather, it provides a framework for improved understanding and actions to address the major water-related challenges and opportunities facing the Region through the planning horizon.

Geographical Scope of the IRWMP

The boundaries of the Westside Sacramento Region of the Proposition 84 Sacramento River Funding Area are shown in in Exhibit A.

6. GOVERNANCE

One of the key considerations for the Westside IRWMP is the governance structure chosen to perform the tasks necessary to develop and implement the Westside IRWMP. Section 11 of the Westside IRWMP provides the details of the governance structure to be used to implement and update the Westside IRWMP over the next 12 years (through 2035); it is summarized below.

The RWMG Governing Boards have appointed representatives to the Coordinating Committee (CC), comprised of one staff representative and an alternate from each member of the RWMG. All CC meetings will be compliant with the Brown Act (Government Code sections 54950-54963).

As described in the Governance Section of the Westside IRWMP, the CC will be responsible for coordinating implementation of the Westside IRWMP including, but not limited to, promoting progress on Westside IRWMP objectives, conducting stakeholder meetings, engaging the public, maintaining the Westside IRWMP website, pursuing grant funds for implementation, coordinating related efforts, finance implementation coordination activities, updating the project list, and, subject to the RWMG Governing Boards approval, updating the Westside IRWMP. Any decisions by the CC shall not cause an increase in expenditures beyond amounts authorized by the RWMG per the Cost Share provision of this MOU.

The CC will have a Chair and Vice Chair; the Chair shall be responsible for coordinating and running meetings as described in the Governance Section of the Westside IRWMP.

A summary of the major Governance components is found below, detailed descriptions of each component are found in Section 11 of the Westside IRWMP.

Decision Making

Decisions authorized by the RWMG, through their representatives on the CC, will continue to be made using broad stakeholder agreement as during development of the Westside IRWMP. If broad agreement cannot be made, the CC will vote on decisions, with a simple majority vote required for final decisions.

Roles and Responsibilities

Long-term Implementation of the IRWMP

Implementation of the Westside IRWMP will rely on actions taken by existing agencies and organizations within the Region. The RWMG as represented by the CC will provide leadership for fostering cooperation, continuing coordination, tracking of Westside IRWMP performance, and updating the Westside IRWMP.

Public Involvement Processes

CC/Stakeholder input meetings will be held quarterly, or as needed, to discuss implementation issues. The CC may convene additional meetings as necessary to support fulfilling the objectives of the Westside IRWMP. The meetings will be announced and open to the public.

Coordination with Neighboring IRWMP Efforts, State Agencies, and Federal Agencies

Members of the CC will engage with neighboring IRWMP efforts and continue to communicate with California Department of Water Resources and other state and federal agencies that have interests or could impact meeting the objectives of the Westside IRWMP.

Making Changes to the IRWMP

The CC will review the Westside IRWMP at least once every five years to determine if the content needs to be changed in a significant way.

If significant changes are needed, the CC will lead the process for revising the Westside IRWMP. Once substantial revisions are made, the CC will request that the RWMG and project proponents adopt the revised Westside IRWMP.

Updating the IRWMP Project List

The CC may add projects to the Westside IRWMP, without formally amending the Westside IRWMP, that further the goals and objectives of the Westside IRWMP. The CC will invite stakeholders and project proponents at least once per year to submit additional projects for consideration to be included in the Westside IRWMP or updates to projects already included in the Westside IRWMP.

Pursue Funding for Implementation

The RWMG will not serve as fiscal agent for funding opportunities, but rather help identify a willing agency or organization with the appropriate authority and financial conditions to serve as a fiscal agency for each specific funding opportunity that is pursued.

As described in the Westside IRWMP, the CC will research, help identify and pursue funding opportunities that could help implement the projects and meet the objectives included in the Westside IRWMP.

Term

This MOU shall take effect upon signature or counter signature of the authorized representatives of the RWMG. This MOU shall expire on December 31, 2035, or upon its replacement by a subsequent MOU, or other instrument.

Cost Share

The CC will prepare an annual operating budget, linked to an annual work plan, to fulfill the roles of the CC. This budget will be presented and discussed at a CC/Stakeholder meeting. The RWMG (and potentially other agencies/organizations within the Region) may provide funds or in-kind services to fulfill the roles of the CC for the purposes of implementing the Westside IRWMP. The CC may direct the expenditure of funds for any roles defined for the CC in support of the Westside IRWMP.

The RWMG authorized \$80,000 as an initial operating budget for fiscal year 2013/2014 towards implementation of the Westside IRWMP, with each RWMG partner contributing \$20,000 in funds. As of 2022/2023, the CC has amended the annual contributions to \$21,500 per participating agency for a yearly operating budget of \$86,000.

The level and allocation of cash and in-kind services contributed by the RWMG members and other contributing agencies/organizations within the Region to fulfill the roles of the CC for the purposes of implementing the Westside IRWMP will be reviewed, adjusted, and approved by each RWMG member on an annual basis.

Withdrawal from the MOU

If any of the RWMG desires to withdraw from this MOU once adopted, the following conditions must be followed:

- 1) Written notification of intent to withdraw from the MOU must be submitted to all RWMG members;
- 2) Withdrawal from this MOU may occur at any time with 90 days written notice. However, once a RWMG member makes a payment for annual funding for implementation of the Westside IRWMP, no refunds of that contribution are made in the event of a withdrawal.

Personnel

It is expected that RWMG members will contribute the staff time necessary to meet the goals of this MOU.

Reports and Communications

Members of the CC will regularly report on the status of the Westside IRWMP to the RWMG and stakeholders. An annual report detailing project and program work completed, outreach and coordination, and the annual work plan and budget shall be prepared for the RWMG in the first quarter of each year.

Execution

This MOU may be executed in counterparts and the signed counterparts shall constitute a single instrument. The signatories to this MOU represent that they have the authority to bind their respective agency to this MOU.

7. SIGNATORIES OF THE MEMORANDUM OF MUTUAL UNDERSTANDINGS

We the undersigned representatives of our respective agencies, acknowledge the above as our understanding of the implementation of the Westside Sacramento Integrated Regional Water Management Plan.

Ronald Knott, Chair, Solano County Water Agency	Date
---	------

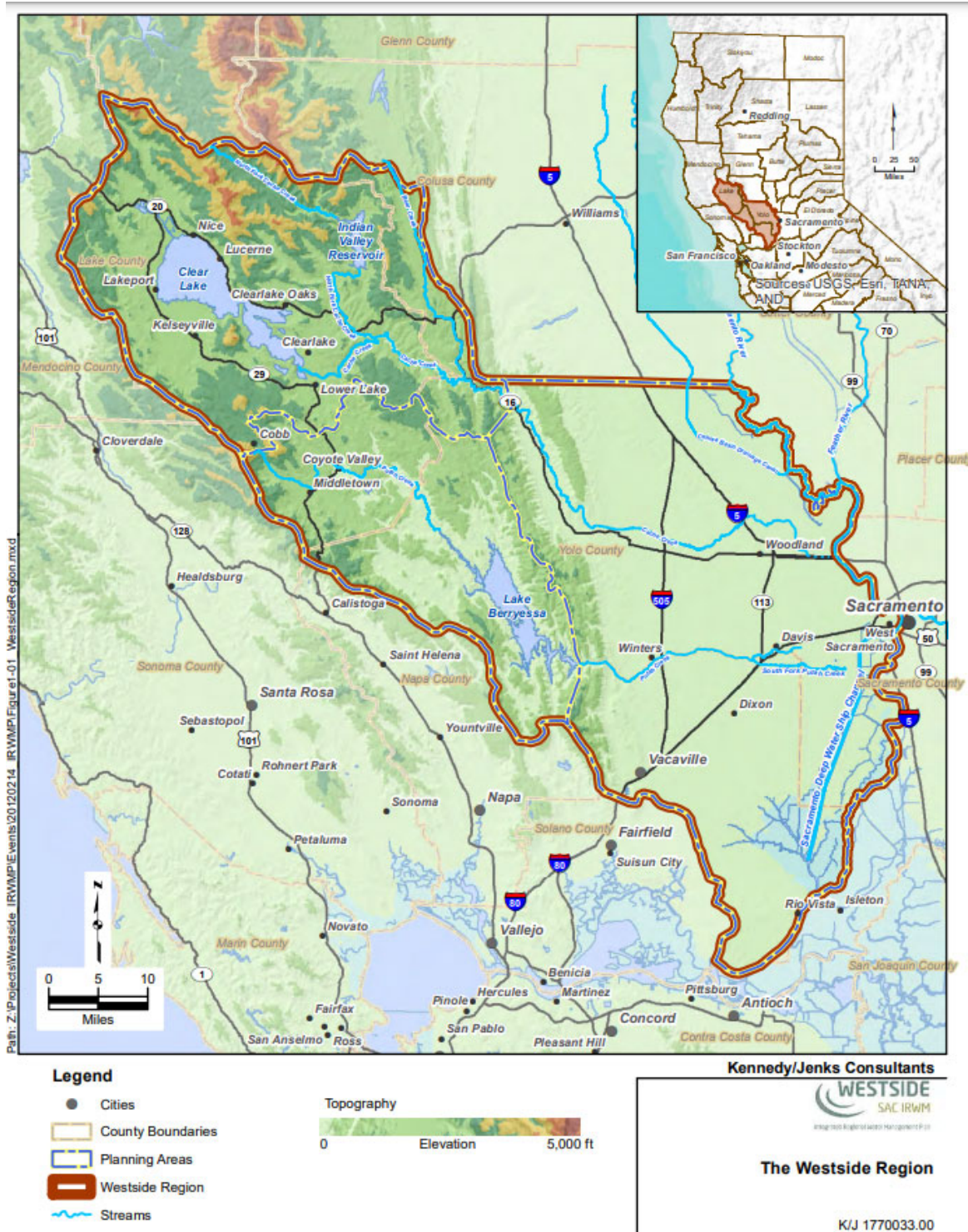
Gary Sandy, Chair, Yolo Subbasin Groundwater Agency	Date
---	------

Ryan Gregory, Chair, Napa County Flood Control and Water Conservation District [PL No 89049]	Date
---	------

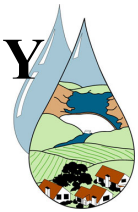
Jessica Pyska, Chair, Lake County Watershed Protection District	Date
---	------

EXHIBIT A

Map of the Westside Sub-Region of the Sacramento River Funding Area



SOLANO COUNTY WATER AGENCY



MEMORANDUM

TO: Board of Directors
FROM: Interim General Manager
DATE: April 6, 2023
SUBJECT: April Interim General Manager's Report

2023 Water Supply Outlook

We have had a few more Atmospheric Rivers hit the region since the March Board meeting, with more than a dozen since the start of the water year. The current water surface elevation at Lake Berryessa is 429.64 feet, about 10 feet below the Glory Hole. Since the start of the water year, inflow to the lake has been 572,328 acre-feet. Storage at the lake is currently 1.36 million acre-feet, or approximately 88 percent full (see attached figure).

State Water Project allocations were increased from 40 percent to 75 percent on March 24th, 85 percent for those of us North of the Delta of the full "Table A" contractual amount. Storage for the Major Water Supply Reservoirs continues to go up (see attached figure).

On March 28th, U.S. Bureau of Reclamation boosted south of Delta agricultural deliveries of the Central Valley Project from 35 percent to 80 percent.

The Department of Water Resources (DWR) snow survey on April 3rd revealed the deepest snowpack in more than 40 years, at 237 percent of average statewide, with a snow water equivalent of 61.1 inches. "For California's snow course measurements, only 1952, 1969, and 1983 recorded statewide results above 200 percent of the April 1 average." DWR and other agencies are issuing caution to the public to be aware of the eventual spring warm-up that will bring fast flows and cold temperatures when all that snow melts to snowmelt-fed waterways.

"The Northern Sierra, where the state's largest surface water reservoirs are located, has not seen as much snow as other parts of the state, current snowpack is at 192 percent of normal." The Central Sierra's is at 237 percent of normal and the Southern Sierra's are 300 percent of normal.

Late Winter/Early Spring Pulse Flows

The Late Winter/Early Spring Spawning Pulse flows are designed to provide additional water for

810 Vaca Valley Parkway, Suite 203
Vacaville, California 95688
Phone (707) 451-6090 • FAX (707) 451-6099
www.scwa2.com



the native fish species in Putah Creek per the Putah Creek Accord. The spawning flows released from the Putah Diversion Dam (PDD) are required to begin between February 15th and March 31, starting with 3 consecutive days of 150 cfs, 100 cfs, 80 cfs, then 30 consecutive days of 50 cfs. This year spawning flows started on March 9th to take advantage of natural rain events to help save project water. Since the start of the pulse flows, the flood releases from the PDD have been above the required flows which has provided a water savings of 3,660 acre-ft of water. Pulse flows will end on April 11th.

Executive Order N-5-23

On March 24th Governor Newsom issued Executive Order N-5-23 (EO). The EO states that improved conditions have helped rehabilitate surface water supplies and most regions of the Sierra Nevada are above average for snow water content, but severe drought conditions remain in some parts of the state. The drought emergency has required a dynamic and flexible response from the state and prior Proclamations and Orders have been terminated or superseded.

EO N-5-23 removes most counties, including Solano, from the list of counties with severe drought conditions. The EO also removes some of the voluntary reductions in water use and some of the water supply and demand assessments. It would be prudent for each Member Agency to take a close look at this EO and what orders and provisions have been terminated and which remain from the following: State of Emergency Proclamations dated April 21, 2021, May 10, 2021, July 8, 2021, and October 19, 2021, and Executive Orders N-7-22 (March 29, 2022), N-3-23 (February 13, 2023), and N-4-23 (March 10, 2023).

Despite the relaxation of some of these Emergency Proclamations and Executive Orders and considering the water year we are having, we want to remember a saying from retired City of Fairfield Assistant Public Works Director Rick Wood, as recalled by our Water Conservation Coordinator, Andy Florendo, “We have plenty of water to use but not a drop to waste.”

Benicia-Vallejo Intertie

The Board asked that a potential service line intertie between the Cities of Benicia and Vallejo be put on a future agenda for discussion. Unfortunately, a hillside that slid near Lopes Road in Cordelia damaged buried utilities, including one of Benicia’s primary water lines, which prompted emergency declarations by the Cities of Fairfield and Benicia recently. The Cities of Fairfield and Vallejo are assisting Benicia in restoring the damaged water line. Given this emergency, staff are recommending that we delay this discussion until the City of Benicia is no longer under an emergency declaration and staff have time to discuss a potential project. Please see the attached newspaper article.

LPCC Update

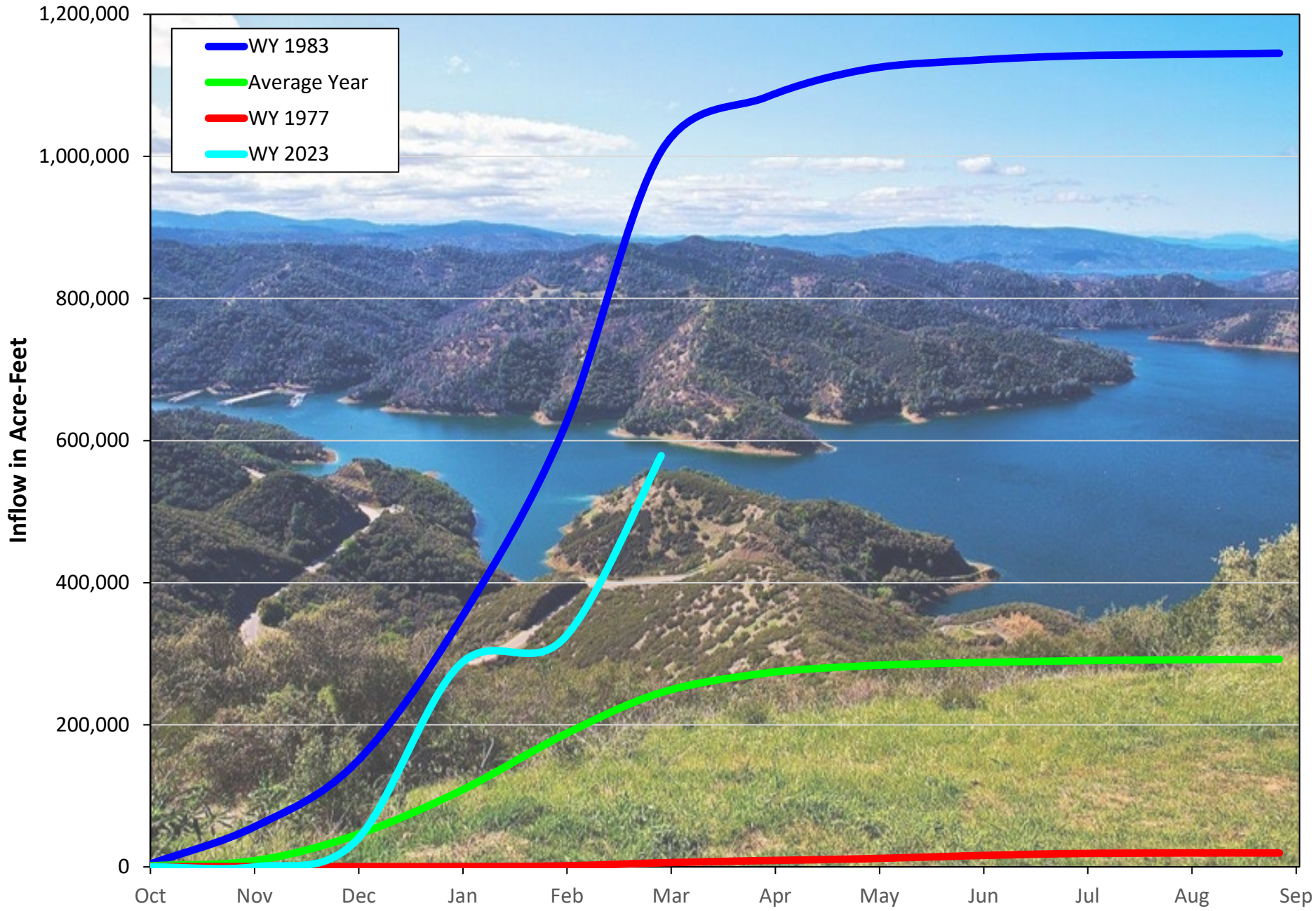
Current on-the-ground planting and restoration activities on Putah Creek focuses on three locations: Sackett Ranch, Winters Putah Creek Nature Park, and the grant funded Nishikawa project near Pedrick Road. Even though it was wet and rainy this March, three volunteer planting events occurred, there was one vegetation/tree removal day from California Department of Fish and Wildlife fire crews, one vegetation burn day, and transplanting and propagating of thousands of native plants occurred at the Sackett nursery. There was great coordination between the Water

Agency, Putah Creek Council, the Student and Landowner Education and Watershed Stewardship program from Center for Land Based Learning, and local landowners.

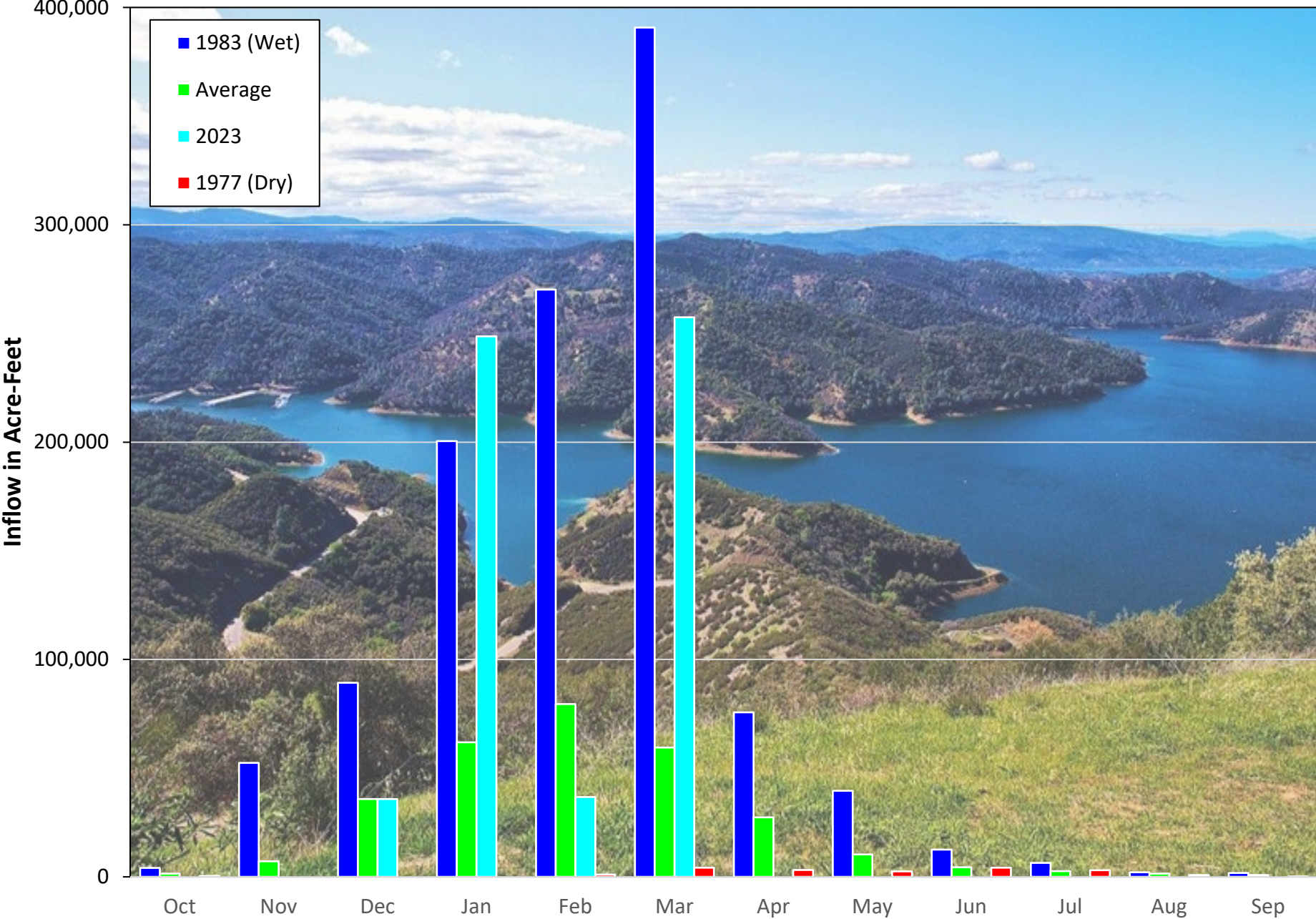
The Putah Creek Water Management (PCWM) project is a major on-going effort of the Lower Putah Creek Coordination Committee (LPCCC). This multi-year project seeks to better share the water on Putah Creek between all users/landowners and avoid minimum flow violations. A water rights engineering firm (MBK) and a facilitations firm (Ag innovations) have been contracted to assist with the process. Almost 20 stakeholders have been interviewed so far on their interest and concerns about PCWM.

The first Putah Creek Monitoring Data Summit was held March 16, 2023, at the Center for Watershed Sciences at UC Davis. Nineteen people attended including Water Agency staff (7), Water Agency contractors (2), UCD Davis contractors and students (8), and Putah Creek Council representatives (2). Strategies, methods, funding, and obligations of long-term monitoring data management were reviewed. Monitoring programs covered included fish species composition, water temperature, water flow, geomorphology, groundwater levels, juvenile salmon counts and tagging/fish passage, adult salmon counts, genetics of Putah Creek salmon, riparian vegetation, bird counts, bird nesting success, bat monitoring, and restoration tracking. A subcommittee was formed to create an improved count of adult salmon returns.

Annual Lake Berryessa Inflow



Annual Lake Berryessa Inflow



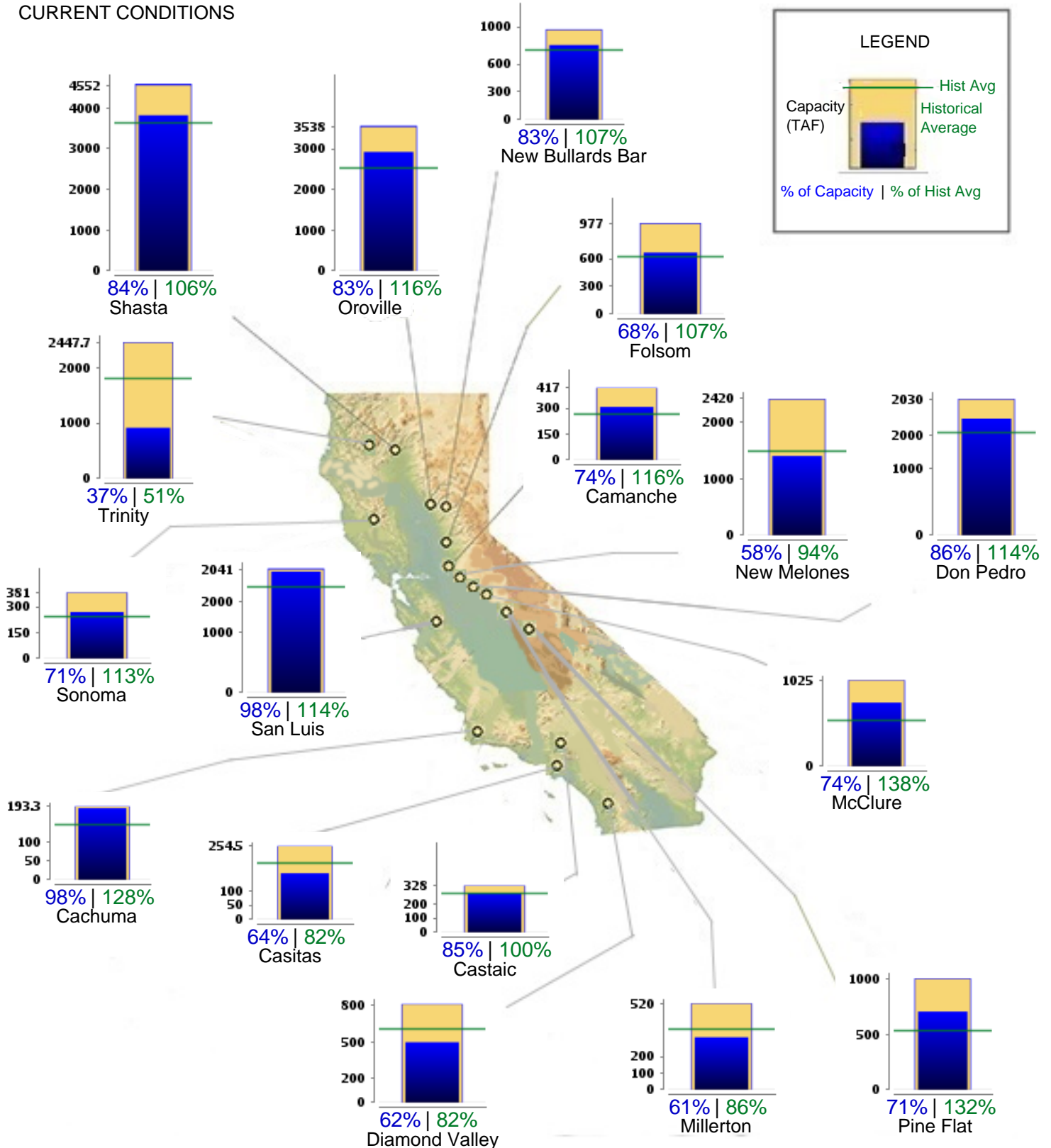


CURRENT RESERVOIR CONDITIONS

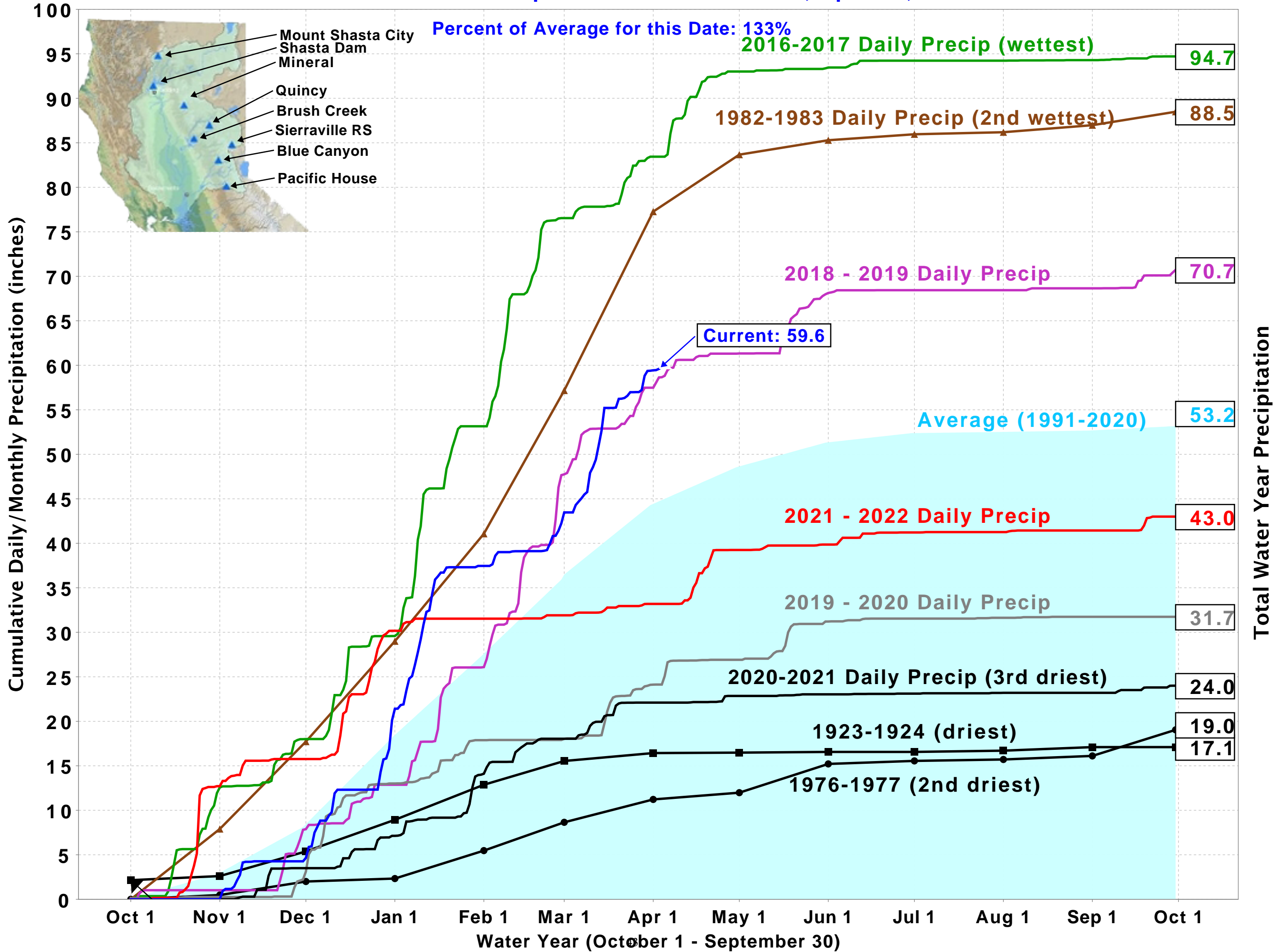
CALIFORNIA MAJOR WATER SUPPLY RESERVOIRS

Midnight - April 2, 2023

CURRENT CONDITIONS



Northern Sierra Precipitation: 8-Station Index, April 03, 2023

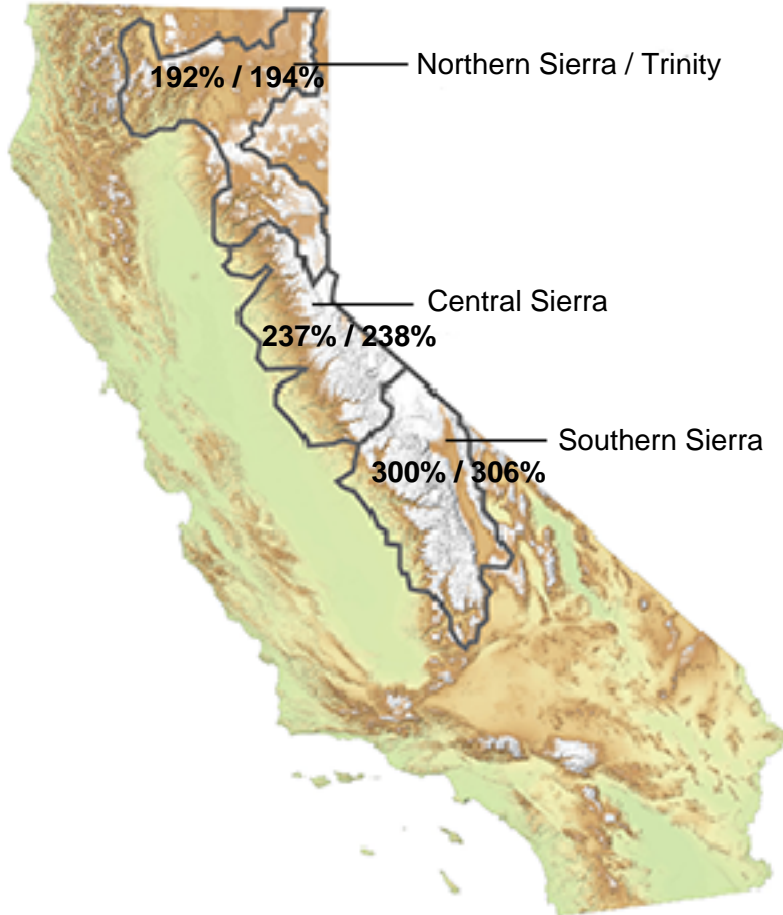




STATEWIDE SNOW WATER CONTENT

CURRENT REGIONAL SNOWPACK FROM AUTOMATED SNOW SENSORS

% of April 1 Average / % of Normal for This Date



NORTH	
Data as of April 3, 2023	
Number of Stations Reporting	24
Average snow water equivalent (Inches)	57.7
Percent of April 1 Average (%)	192
Percent of normal for this date (%)	194

CENTRAL	
Data as of April 3, 2023	
Number of Stations Reporting	45
Average snow water equivalent (Inches)	62.6
Percent of April 1 Average (%)	237
Percent of normal for this date (%)	238

SOUTH	
Data as of April 3, 2023	
Number of Stations Reporting	21
Average snow water equivalent (Inches)	61.8
Percent of April 1 Average (%)	300
Percent of normal for this date (%)	306

STATE	
Data as of April 3, 2023	
Number of Stations Reporting	90
Average snow water equivalent (Inches)	61.1
Percent of April 1 Average (%)	235
Percent of normal for this date (%)	237

Statewide Average: 235% / 237%

Data as of April 3, 2023

**REPORT OF CONSTRUCTION CHANGE ORDERS AND
CONTRACTS APPROVED BY GENERAL MANAGER UNDER
DELEGATED AUTHORITY**

Construction Contract Change Orders (15% of original project costs or \$60,000, whichever is less) - None

Construction Contracts (\$45,000 and less) – None

Professional Service Agreements (\$45,000 and less) – None

Non-Professional Service Agreements (\$45,000 and less) – None

Construction contracts resulting from informal bids authorized by SCWA Ordinance- None

Note: Cumulative change orders or amendments resulting in exceeding the dollar limit need Board approval.

NEWS ARTICLES

LOCAL NEWS

Benicia requiring residents to reduce water after main water line damaged

City currently getting main water from Lake Herman while leak is plugged



Pete Brooks, with Public Works in the city of Fairfield, lifts his sunglasses to get a better look at the damage caused by erosion from Benicia’s main water line break and the sliding hillside along Lopes Road near Interstate 680. Benicia officials have asked their residents to reduce their water usage by 40% after switching the city to the Lake Herman backup water supply. (Chris Riley/Times-Herald)



This coverage is being provided free to all readers. Support reporting like this with a subscription to Times-Herald.

Support Local Journalism

The City of Benicia is requiring residents to reduce water intake by 40 percent after a collapsed hillside damaged the city's main water line on Wednesday.

According to Benicia Senior Management Analyst Sarah Shawky, there was a slope failure Wednesday morning along the hillside near Interstate-680 and Gold Hill Road, just outside the city limits in Fairfield. This damaged the main waterline supplying drinking water to city residents.

"We discovered mid-morning about the break and shortly thereafter we notified the Public Works Department because there is a leak in that main water line," Shawky said. "To close off that leak we had to divert the main water Benicia gets its main water from, which is now coming from Lake Herman."

Benicia relies on water from Lake Herman as a secondary source and will access this water during the closure of the damaged line. Water from Lake Herman may have an earthy taste or odor in tap water during this time. This is due to naturally occurring compounds such as organic carbon. This drinking water still meets or exceeds all State and Federal requirements for safe drinking water.

Shawky said that Benicia is currently working with Caltrans and the City of Fairfield.

In the meantime, the City of Benicia has implemented a Stage 4 "Critical Water Shortage" alert which requires all residences, businesses, community organizations, schools, hotels and others to reduce water use by up to 40 percent.

"Some practical tips are to cut your shower time in half, reduce the amount of water in a tub for a bath by almost half," Shawky said. "Maybe use your dishwasher less or have it be filled all the way when using. Same with your laundry. Maybe postpone for



Benicia Public Works Director Kyle Ochenduszko asks for Benicia residents to have patience during a press conference at city hall as mandatory water conservation measures were issued after the main water line broke in a hillside collapse. (Chris Riley/Times-Herald)

Benicia Interim City Manager Mario Giuliani said he recognized he was asking a lot from residents, businesses and community members.

“This is an extraordinary situation requiring urgent action to reduce water consumption,” Giuliani said. “Our crews are working to determine the extent of the damage to the line that delivers our drinking water. We are asking that residents and businesses conserve water and be patient.”

A collapsed hillside near I-680 and Gold Hill Road caused the breaking of the line. Earlier on Wednesday I-680 southbound lanes were reduced to just a lane, although all lanes were up and running by 8 p.m.

Shawky said while multiple people work to fix the situation, she is confident Benicia will once again, “weather the storm.”

“Benicia’s community is amazing and during other times of urgency the response has been outstanding,” Shawky said. “I have all the confidence that the city will get the message and do its part.”



Reconnecting Putah Creek with the Ocean

By [Robin Meadows](#)

After decades of restoration, recent Chinook salmon runs in Putah Creek have reached 1,800, producing young that swim toward the ocean by the tens of thousands. But, says Putah Creek streamkeeper Max Stevenson, this growing population still faces considerable obstacles.

Putah Creek flows from headwaters in the North Coast Ranges to the Toe Drain of the Yolo Bypass, and was dammed near Winters in the 1950s to divert water for Solano County. Salmon began coming to the creek after settlement of a lawsuit in the year 2000 that stipulated releasing water for fish as well as optimizing spawning grounds.

Salmon need loose gravel to dig spawning pits, or redds, that are up to six feet across. “They flop over and slap cobbles as big as six inches with the side of their body,” says Stevenson, who the Solano County Water Agency hired almost exactly a year ago as streamkeeper to protect and restore Putah Creek. After spawning, salmon fill the pits back up with gravel to hide their bright-orange eggs from predators.

Dams keep new gravel from tumbling down Putah Creek, and old gravel hardens over time as the space between cobbles fills with fine sediment, forming a thick, cement-like

crust on the creek bed. “You can walk on it and not sink in,” Stevenson says. To loosen the gravel for salmon, the restoration team “fluffs it up with excavators.”

Last year, the team also tried something new. They added 80 tons of gravel below the pedestrian bridge in Winters and were almost immediately rewarded. “There were 15 redds!” Stevenson says. Salmon can lay thousands of eggs in a redd.

Spawning grounds are not enough to support a self-sustaining population of salmon, however. These migratory fish also need unrestricted passage. “You can create gold-star, top of the line, Cadillac salmon habitat but it doesn’t matter if they can’t get there,” Stevenson says. “There’s wonderful upstream habitat near Winters, but below I-80 hasn’t seen the love yet.”



Map: City of Davis

The lower reaches of Putah Creek between I-80 and the Toe Drain are like an obstacle course, sporting several barriers to fish migration. One barrier, a pair of culverts under County Road 106a, has a temporary fix. “The culverts are way too high for salmon to jump,” Stevenson says. So the restoration team worked with the farmer who owns the land to install a new fish-friendly culvert.

Stevenson is excited that they used culvert design software, called FishXing, to optimize the size and placement of the new pipe for salmon. From a fish point of view, culverts are trouble when they are out of reach or when water comes through too fast to swim against. The restoration crew embedded the bottom of the new, but temporary, culvert in the stream bed, both making it accessible and slowing the water.

Two miles downstream of Road 106a lies another, more significant barrier to fish passage. This is the Los Rios Check Dam, which is more than 12 feet high and is opened and closed by manually removing and replacing heavy wooden boards. “As soon as the check dam was opened in November last year, 64 salmon shot through the new Road 106a culvert in two hours,” Stevenson says. The fish-friendly culvert is something of a bandaid, though, because it could get washed out in the next storm.



Check dam with manual

barriers. Photo: Max Stevenson

For a permanent solution to both barriers, Stevenson envisions creating bypasses to allow year-round fish passage. A 1,600-foot channel around the check dam and a small bridge-like creek crossing for Road 106a would each cost less than \$1 million. Stevenson also hopes for a solution to a third salmon barrier: the Lisbon Weir, which is made of rocks and spans the 100-foot width of the Toe Drain.

Stevenson's big dream is to realign Putah Creek below I-80 completely. "The lower third is human-made," he says. "It was dug out in the 1870s to relieve flooding and is as straight as an arrow." Realignment would sidestep all three fish barriers at a cost of \$20 to \$40 million.

While the restoration team collaborates with many of the private landowners along the creek, sometimes it just doesn't work out. "Landowners worry about ATV trespassing and equipment theft in the park-like areas created by restoration," Stevenson says. "They don't always want to invite that."

Plans for rerouting lower Putah Creek have been drawn up. The beauty is that the bypasses to Lisbon Weir, the Los Rios Check Dam, and Road 106a would all be built entirely on public land, which would simplify the process.

"The ten miles near Winters are great for salmon," Stevenson says. "But these fish have to swim another 100 miles between Putah Creek and the ocean—we need to connect them."

**WATER
ADVISORY
COMMISSION
UPDATES**

**Solano Water Advisory Commission
Meeting Minutes
February 22, 2023**

Present:

Agency	Members
SCWA	Chris Lee, Alex Rabidoux, Thomas Pate, Andy Florendo, Jeff Barich
Dixon	Jordan Santos
Vacaville	Justen Cole, Ramiro Jimenez
Vallejo	Beth Schoenberger, Melissa Cansdale
Solano County	Misty Kaltreider
Benicia	Kyle Ochenduszkowski, Danielle Bonham
Rio Vista	Wynter Vaughan
Fairfield	Michael Hether, Nigel Brown
RD 2068	Dale Crossley

The meeting was called to order at 12:31 PM.

1. Minutes of January 25, 2023 meeting:

The meeting minutes were approved.

2. SWP Water Accounting Discussion:

Alex Rabidoux (SCWA) gave background on the North of Delta settlement that gives the Agency and other North of Delta agencies an additional “bump” in Table A allocation. DWR is interpreting that the North of Delta water is the last Table A water that can be used, it cannot be carried over, cannot be transferred, and in addition if any exchanges/transfers are made the North of Delta “bump” is forfeited. Chris Lee (SCWA) informed the Commission that there is ongoing litigation between the North of Delta agencies and DWR on this interpretation, however the details cannot be shared at this time. Kyle Ochenduszkowski (Benicia) pointed out that the litigation extensions and delays are increasing risk to the Solano member agencies, and not benefitting anyone except for DWR. Kyle pointed out that this interpretation has real-world impacts that financially impact local member agencies, and it is important to push forward with as much vigor as possible. Michael Hether (Fairfield) asked if Napa County and Yuba City are interested in this as well, and Chris answered that these agencies are also very concerned and have consistently been present at meetings with DWR. Kyle also discussed the annual NBA outage, and how this forces member agencies to look at other water sources and how this is just one example of the Solano agencies missing out on NBA water during periods of availability (Settlement Excess Condition). Alex mentioned that the quarterly DWR and NBA Users meeting is a good time to bring these concerns up, in advance of any future outages.

For NBA costs, Alex shared a graph showing the actual cost of NBA SWP water compared to the contributions of water sales from each city, which represents a

small share of the overall cost. The Water Agency has a specific tax assessment to cover these costs, making the SWP more affordable to each city, unlike Napa County which does not have a similar assessment. Kyle is interested in some high-level bullet points, which can be shared with higher-ups as well as elected officials.

Alex reiterated that based on DWR's current interpretation, the North of Delta Table A is the last "piece" of water that is allowed to be used, and it cannot be carried over. Historically, SCWA has not been accounting for water in this way, as it is a less conservative approach. Alex discussed that optimization could be done that abides by DWR's current interpretation that would collectively benefit the Solano member agencies. Melissa Cansdale (Vallejo) voiced that they are not interested in this optimization under DWR's rules. Vallejo is only interested in working on interpreting the settlement correctly. Kyle echoed this sentiment. Vallejo is strongly frustrated with the lack of transparency in DWR's calculations and would like this issue addressed ASAP. Benicia voiced that they are only interested in fixing this interpretation difference, and that delays only benefit the State, and there are real-world impacts to local agencies. Beth Schoenberger (Vallejo) is also ready to push DWR and move forward with any type of legal action (as well as Benicia) that is necessary to correct and resolve the North of Delta interpretation. There was some discussion, on whether the State Water Contractors (SWCs) could help guide DWR on their North of Delta interpretation. Thomas Pate (SCWA) explained that the other SWCs would most likely be looking for some type of trade or negotiation before they would help us resolve this issue. Beth asked if there is anything that the members can do to expedite or elevate this issue. Thomas indicated that the best course of action would be to rely on the legal route. Melissa asked if there is anything official and signed in regard to DWR's interpretation, Thomas and Chris voiced that there is not. Melissa also recommended that there be improved communication between SCWA and the member agencies on future North of Delta and water accounting discrepancies.

Kyle would like to review the step-by-step optimization process Alex brought up and be able to run it by his staff, legal counsel, and consultants. Vallejo is also interested in this approach. Vacaville and Fairfield would like to meet with SCWA together on a technical level. SCWA will be reaching out to the member agencies to schedule these workshops/meetings after having a chance to talk with SCWA's legal counsel.

3. Other Topics:

Alex brought up the possibility of interties between the Solano Project and the NBA which would improve water supply resiliency. The Commission thought this may be an interesting approach, but the North of Delta interpretation issue being the highest priority at this time.

4. Public Comments:

None.

The next meeting will be March 22, 2023 at 12:30 PM.

The meeting adjourned at 1:51 PM.

ACTION OF
SOLANO COUNTY WATER AGENCY

DATE: April 13, 2023

SUBJECT: General Manager Appointment

RECOMMENDATIONS:

Approve agreement for appointment of General Manager Services.

FINANCIAL IMPACT:

There is adequate funding in the Fiscal Year 2022-2023 Budget for compensation for the proposed appointee for General Manager Services.

BACKGROUND

The Hiring Committee (Executive Committee) recommended three candidates for consideration by the Board. On February 9, 2023, the Board interviewed the three candidates. Upon conclusion of those interviews, the Board directed the Committee to negotiate an employment contract with the preferred candidate. The Committee has completed those discussions and has presented the employment agreement for consideration by the Board.

Recommended: _____
Chris Lee, Interim General Manager

Approved as
Recommended

Other
(see below)

Continued on
next page

Modification to Recommendation and/or other actions:

I, Chris Lee, Interim General Manager and Secretary to the Solano County Water Agency, do hereby certify that the foregoing action was regularly introduced, passed, and adopted by said Board of Directors at a regular meeting thereof held on April 13, 2023 by the following vote:

Ayes:

Noes:

Abstain:

Absent:

Chris Lee
Interim General Manager & Secretary to the
Solano County Water Agency

ACTION OF
SOLANO COUNTY WATER AGENCY

DATE: April 13, 2023

SUBJECT: Authorization for Interim General Manager to Hire Federal Lobbyist for a Time and Materials Agreement

RECOMMENDATIONS:

1. Receive staff report.
2. Authorize Interim General Manager to hire federal lobbyist for a time and materials agreement.

FINANCIAL IMPACT:

There is sufficient funding in the current budget for this potential consultant's work.

BACKGROUND:

The Water Agency retains the services of Reeb Government Services for assistance with state legislation on matters important to the Water Agency. Mr. Reeb and his team provide updates to the Board of Directors, the Legislative Subcommittee, and staff on legislative matters. The Water Agency does not have a federal lobbyist on retainer. There are times when a federal lobbyist could assist the Water Agency on important legislation or federal funding. The Water Agency is looking for potential federal funding to finalize some of the feasibility studies for the Water + Project (NBA Alternate Intake Project).

The recommendation is to authorize the Interim General Manager to hire a federal lobbyist for a time and materials agreement.

Recommended: _____
Chris Lee, Interim General Manager

<input type="checkbox"/>	Approved as Recommended	<input type="checkbox"/>	Other (see below)	<input type="checkbox"/>	Continued on next page
--------------------------	-------------------------	--------------------------	-------------------	--------------------------	------------------------

Modification to Recommendation and/or other actions:

I, Chris Lee, Interim General Manager and Secretary to the Solano County Water Agency, do hereby certify that the foregoing action was regularly introduced, passed, and adopted by said Board of Directors at a regular meeting thereof held on April 13, 2023 by the following vote:

Ayes:

Noes:

Abstain:

Absent:

Chris Lee
Interim General Manager & Secretary to the
Solano County Water Agency

ACTION OF
SOLANO COUNTY WATER AGENCY

DATE: April 13, 2023

SUBJECT: Water Supply Portfolio

RECOMMENDATIONS:

Hear presentation from staff on current water supplies.

FINANCIAL IMPACT:

None.

BACKGROUND:

It has been some time since the Board of Directors was given an update on water supplies that are available to Member Agencies. The presentation will provide the Board of Directors with increased awareness of some of the higher-level details and nuances that exist in the Water Agency’s water supply portfolio. This year, there have been some changes (i.e. higher State Water Project allocations) that have prompted staff to look deeper at maximizing and efficiently using our water supply across all Member Agencies.

Staff has met at the Solano Water Advisory Committee level with all the Member Agencies to discuss on a more technical level how to maximize our water portfolio and feel that it is a good time to present a higher-level presentation to the Board of Directors.

RELEVANCE TO 2016-2025 SCWA STRATEGIC PLAN:

The Water Supplies Presentation is consistent with Goal #5 of the 2016-2025 SCWA Strategic Plan (*Education and Outreach: Provide and maintain communication of SCWA activities and responsibilities*),

Recommended: _____
Chris Lee, Interim General Manager

Approved as
Recommended

Other
(see below)

Continued on
next page

Modification to Recommendation and/or other actions:

I, Chris Lee, Interim General Manager and Secretary to the Solano County Water Agency, do hereby certify that the foregoing action was regularly introduced, passed, and adopted by said Board of Directors at a regular meeting thereof held on April 13, 2023 by the following vote:

Ayes:

Noes:

Abstain:

Absent:

Chris Lee
Interim General Manager & Secretary to the
Solano County Water Agency